



FIXED-SIZE AND ADJUSTABLE WRENCHES



RATCHET WRENCHES **202**

Ratchet combination wrench series	202
Short combination ratchet series	208
Angled combination ratchet series	210
Ring ratchet series	211
Ring ratchet 15° head series	212
Ring ratchet multiple opening straight series	215



COMBINATION WRENCHES **218**

Standard series	218
Short series	221
Offset series	222
Power series	223



OPEN END WRENCHES **224**

Standard series	224
"Extra-slim" profile series	226
Micro-engineering series	227
Power series	228




RING WRENCHES **229**

Standard series	229
Hinged series	232
Straight series	234
Half-moon series	235
Power series	236
Impact series	237



ANGLED SOCKET WRENCHES **240**

Standard series	240
Box series	243
Socket series	244



SOCKET WRENCHES **245**

Tee handle series	245
Universal joint series	247
Hinged series	249



FLARE NUT WRENCHES **250**

Ratchet series	250
Standard series	251



PIN AND HOOK WRENCHES **253**

Series for lateral notch nuts	253
Series for lateral notch nuts	254
Series for nuts with top recesses	255



OTHER WRENCHES **255**

Container tightening wrench	255
-----------------------------	-----



VARIABLE OPENING WRENCHES **256**

Adjustable wrench	256
Monkey series	259



FLUO


RFid



FACOM WRENCHES

A wide range for all applications


Force



Impact wrenches

Offset ring wrenches

Long-reach combination wrenches



Standard combination wrenches

Offset combination wrenches

Standard angled socket wrenches

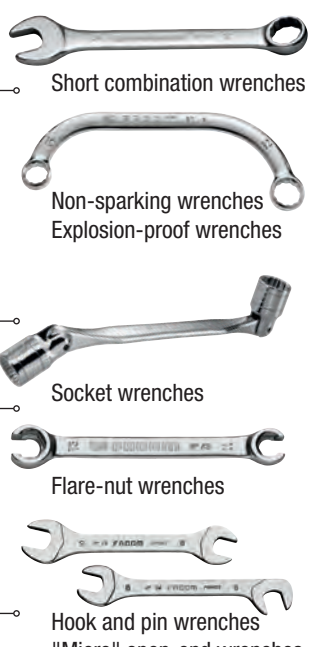
Hinged ratchet wrenches

Short ratchet wrenches

Ratchet flare-nut wrenches

Multi-opening ratchets

Specific access and uses



Short combination wrenches


Non-sparking wrenches
Explosion-proof wrenches

Socket wrenches

Flare-nut wrenches

Hook and pin wrenches
"Micro" open-end wrenches

Productivity




Ratchet combination wrenches

Ratchet ring wrenches

Fast open end wrenches

Lightweight and compact



Variable opening wrenches

Open-end wrenches

FACOM exclusive safety and productivity



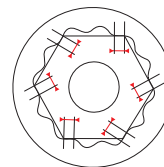
JP portable clip set for quick identification of the right wrench.



The safety accessory for impact wrenches.



Wrenches VSE insulated for work on live parts.



OGV® profile for more powerful tightening without damaging nuts.

SLEEVE SETS

A useful innovation!



PRACTICAL: SAVE TIME

- Immediately find the right wrench.No more loose wrenches in your tool box.
- Easy wrench selection.



Optimised STORAGE

- Compact and organised wrench set in the sleeve hence saving space.Easy to store in any FACOM roller cabinet drawer and tool box compartment.



SAFE

- No more tools left on site at the end of the job.Missing wrenches clearly identified. Compatible with the FOD concept (Foreign Object Damage).



AVAILABLE FOR ALL WRENCH FAMILIES

- Standard and short combination wrenches.
- Standard and short reversible ratchet wrenches.
- Hinged ratchet wrenches.
- Ratchet ring wrenches.








FLUO

RFid

SELECTION GUIDE: RATCHET WRENCH SETS AND MODULES

Productivity solution: ratchet wrench sets and modules for all your uses

	Characteristic	Reference	Page
<p>Interventions on sites FOD prevention. Machine/operator safety. Max productivity</p> 	<p>Versatile: All flat tightening uses.</p> <p>Ultra-compact / ultra-handly: specific accessibility.</p> <p>Ring maximum safety thanks to ring tightening.</p>	<p>467B.JP10</p> <p>467BS.JP6 467BF.JP10</p> <p>65.JP6</p>	<p>204</p> <p>208 210</p> <p>212</p>
<p>General maintenance</p> 	<p>Ring / versatile: All flat tightening uses. Basic sets.</p> <p> Inches</p>	<p>64.JE6T 64.JU6T 65.JU6T 467B.J7</p>	<p>211 211 212 204</p>
<p>Ultra Light maintenance</p> 	<p>11 in 1 / Quattro: Lightweight gain - extra flat head - complete set - compact diameter - access to embedded screws</p> <p>Multi-service All compact ratchet tightening solutions with maximum weight gain.</p>	<p>464.J1 64C.J2</p> <p>467BS.BOX</p>	<p>216 215</p> <p>209</p>
<p>Workshop maintenance</p> 	<p>Versatile: All flat tightening uses.</p> <p>Ultra-handly: Specific accessibility. Fitted for socket tightening.</p> <p>Ring: Maximum safety thanks to ring tightening. 15° angle when required by access.</p>	<p>MOD.467BJ12 MOD.467BJ13</p> <p>MOD.467BXL MOD.467BFJ12</p> <p>MOD.64J7 MOD.65J7</p>	<p>204</p> <p>204 210</p> <p>211 213</p>



SELECTION GUIDE COMBINATION WRENCHES RATCHET

increase productivity



FACOM offers a broad range of ratchet wrenches suited to all your needs: standard combination wrenches, short combination wrenches, hinged combination wrenches, straight ring wrenches, offset ring and multi-opening wrenches.



SAVE TIME

- The ratchet mechanism increases productivity as you no longer have to reposition the wrench.


MAXIMUM ACCESSIBILITY

- The 5° increment (6° for the 8 and 9 mm dimensions) allow working in awkward spaces. Extremely compact mechanism. FACOM offers accessories optimising accessibility.

PERFORMANCE AND SAFETY

- FACOM guarantees very high performance for its ratchet wrenches: ISO 1711-1 + 50% guaranteed. Integral reversing lever avoiding accidental reversing. To help you, use our selection guide in the next pages.

3 models of ratchet combination wrenches for the ultimate versatility in any application




**SHORT COMBINATION WRENCHES
PRODUCTIVITY & ACCESSIBILITY
ULTRA-COMPACT:**

- 40% more compact than the standard ratchet combination wrench.



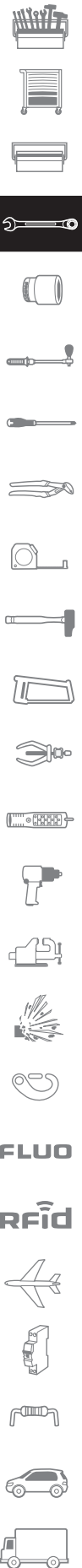
**HINGED COMBINATION WRENCHES
PRODUCTIVITY & MANOEUVRABILITY
ULTRA-MANOEUVRABLE:**

- overcomes the problems of tightening and loosening in applications where the operator must work "blind".
- The hinged head offers unique accessibility as more compact than the ratchet-joint-socket association.



**STANDARD COMBINATION WRENCHES
PRODUCTIVITY & VERSATILITY
ULTRA-VERSATILE:**

- Ring head: ratchet mechanism with 5° increment, with 15° angle.
- Open end oriented at 15°.




NEW RATCHET WRENCH 467B



467

Ultra grip combination wrench socketwork faster and safer

- Integral reversing lever avoiding accidental reversing.
- Ring head: ratchet mechanism
- 72 teeth with 5° increments.
- Open end head with 15° angle for side access.



Ergonomic handle

- Painless torque application.

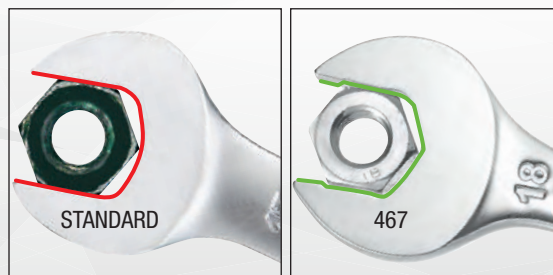


Securing notch on the ring

- Wrench retained on the nut for faster tightening.


Securing notch on the open end

- More productive and safer.

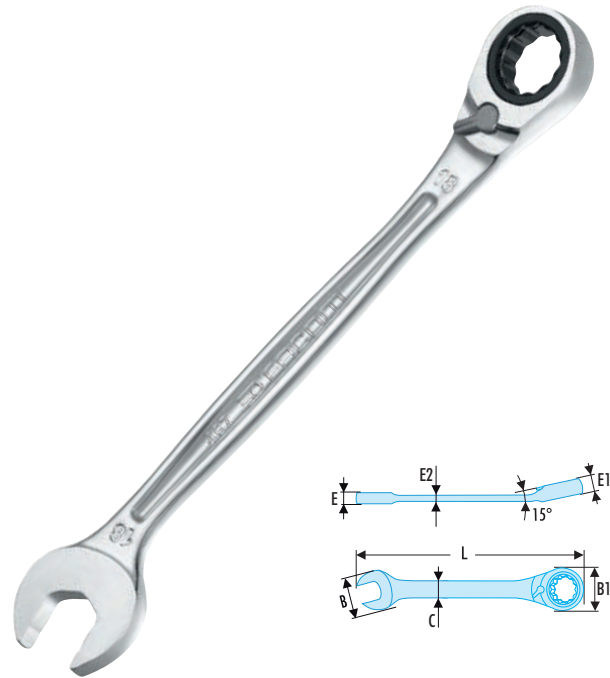


RATCHET COMBINATION WRENCH SERIES

467B - Metric ratchet combination wrenches



467B - Inch ratchet combination wrenches



NF ISO 1711-1, NF ISO 691, ISO 1711-1, ISO 691, DIN ISO 1711-1, DIN ISO 691

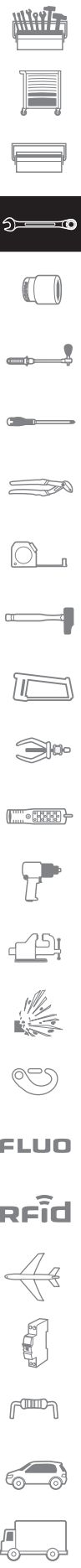
- Ultra-Grip ratchet wrenches: retaining pin on the ring + securing notch on the open end. Does not slip on the nuts, optimum safety.
- Compact ratchet mechanism reversing by lever. Better accessibility.
- 5° increments (7.5° for size 6 mm; 6° for 7, 8 and 9 mm sizes). Enhanced productivity.
- Ring and open end tilted at 15°.
- Metric sizes: 6 to 41 mm
- Satin chrome finish.

Size	A [mm]	B [mm]	B1 [mm]	C [mm]	E [mm]	E1 [mm]	E2 [mm]	L [mm]	ΔΔ [g]
467B.6	6	14.1	14.1	6.5	4	6.3	2.7	128	20
467B.7	7	18.6	16.8	8.2	4.6	6.5	3.1	140	34
467B.8	8	18.6	16.8	8.2	4.6	6.5	3.1	140	34
467B.9	9	21	18.6	9	4.6	6.9	3.2	149	40
467B.10	10	22.7	20.2	10.4	5.1	7.3	3.4	158	49
467B.11	11	23.7	22	10.6	5.2	7.7	3.5	165	58
467B.12	12	26.8	23.2	11.3	5.4	8.2	3.8	171	69
467B.13	13	28.4	25.3	12.2	5.7	8.6	4.3	178	86
467B.14	14	30.8	27	13	5.9	9	4.3	190	100
467B.15	15	32.3	28.3	14	6.1	9.4	4.7	199	115
467B.16	16	34.9	30	14.1	6.6	9.9	5.3	208	138
467B.17	17	36.8	31.7	15.4	6.6	10.3	5.4	225	162
467B.18	18	38.4	32.8	15.6	7.4	10.7	5.8	236	183
467B.19	19	41.2	33.9	16	7.4	11.2	6	247	212
467B.21	21	46.9	39.7	18	8.6	13	6.3	287	314
467B.22	22	46.9	39.7	18	8.6	13	6.3	287	314
467B.24	24	51	46	19.5	8.9	14.5	6.7	320	414
467B.27	27	57.9	52	21	9.8	15.5	7.1	356	567
467B.30	30	64.9	58	24.2	10.5	17	8.3	400	794
467B.32	32	67.9	62.2	26	11	17.5	8.5	422	951
467B.34	34	72	62.2	27	11	17.5	8.7	455	1026
467B.36	36	79.9	66	30	13	18	10.5	487	1343
467B.38	38	79.9	66	30	13	18	10.5	487	1343
467B.41	41	84.7	72	31.3	14	19.5	12.5	565	1871

ASME B107.100

- Standard ratchet combination wrenches: for all common applications.
- Compact ratchet mechanism reversing by lever.
- 5° increments (7.5° for size 1/4" size; 6° for 5/16" and 11/32" sizes).
- Ring and open end tilted at 15°.
- Inch dimensions from 1/4 to 15/16".
- Satin chrome finish.

Size	A ["]	B [mm]	B1 [mm]	E [mm]	E1 [mm]	E2 [mm]	L [mm]	ΔΔ [g]
467B.1/4	1/4	14.1	14.1	4	6.3	2.7	128	20
467B.5/16	5/16	18.6	16.8	4.6	6.5	3.1	140	34
467B.11/32	11/32	21	18.6	4.6	6.9	3.2	149	40
467B.3/8	3/8	22.7	20.2	5.1	7.3	3.4	158	49
467B.7/16	7/16	23.7	22	5.2	7.7	3.5	165	58
467B.1/2	1/2	28.4	25.3	5.7	8.6	4.3	178	86
467B.9/16	9/16	30.8	27	5.9	9	4.3	190	100
467B.5/8	5/8	34.9	30	6.6	9.9	5.3	208	138
467B.11/16	11/16	36.8	31.7	6.6	10.3	5.4	225	162
467B.3/4	3/4	41.2	33.9	7.4	11.2	6	247	212
467B.7/8	7/8	46.9	39.7	8.6	13	6.3	287	314
467B.15/16	15/16	51	46	8.9	14.5	6.7	320	414



467B - Sets of metric and inch combination wrenches on portable case



- Productivity and safety = Fast storage, fast finding, with you at all times.
- Compact and easy to use during interventions on site.
- Withstands chemicals.



Ref	A ["]	A [mm]	Contents	Qty	ΔΔ [kg]
467B.JP8	-	8 - 10 - 11 - 12 - 13 - 14 - 17 - 19	Portable case: CK.467BJP8	8	0,85
467B.JP10	-	8 - 10 - 11 - 12 - 13 - 14 - 16 - 17 - 18 - 19	Portable case: CK.467BJP10	10	1.2
467B.JP12	-	7 - 8 - 10 - 11 - 12 - 13 - 14 - 15 - 16 - 17 - 18 - 19	Portable case: CK.467BJP12	12	1.4
467B.JP8U	5/16 - 3/8 - 7/16 - 1/2 - 9/16 - 5/8 - 11/16 - 3/4	-	Portable case: CK.467BJP8U	8	0.85
467B.JP12U	1/4 - 5/16 - 11/32 - 3/8 - 7/16 - 1/2 - 9/16 - 5/8 - 11/16 - 3/4 - 7/8 - 15/16	-	Portable case: CK.467BJP12U	12	1.4

Set of metric ratchet combination wrenches




- Presentation: box set.



Ref	A [mm]	Qty	ΔΔ [g]
467B.J7	8 - 10 - 12 - 13 - 14 - 17 - 19	7	710

MOD.467B - Sets of metric ratchet combination wrenches in thermoformed and foam trays



- Compatible with the FACOM modular storage system:
 - MOD.467BJ12 and MOD.467BJ13: suited to CHRONO, JET, CHRONO XL, CHRONO+, JET XL and JET+ roller cabinets.
 - MOD.467BXL: suited to CHRONO XL, CHRONO+, JET XL and JET+ roller cabinets.



Ref	A [mm]	Contents	Qty	ΔΔ [kg]
MOD.467BXL	21 - 22 - 24 - 27 - 30 - 32	XL.PL.653	6	4.22
MOD.467BJ12	8 - 9 - 10 - 11 - 12 - 13 - 14 - 15 - 16 - 17 - 18 - 19	PL.652	12	1.675
MOD.467BJ13	8 - 9 - 10 - 11 - 12 - 13 - 14 - 15 - 16 - 17 - 18 - 19 + 467S.10 + 467.ADAPT10-19	PL.682	14	1.7
MODM.467BJ12	8 - 9 - 10 - 11 - 12 - 13 - 14 - 15 - 16 - 17 - 18 - 19	PM.MOD467J12	12	1.535

FAST RATCHET WRENCHES

"Double ratchet" wrench

467R



Ergonomic handle:

- painless torque application. Integral reversing lever.




Pocket holder:

- Find the required wrench quickly and easily & save space with well-arranged tools.



Ring end:

- 72 teeth ratchet mechanism for 5° increment, 15° angled.



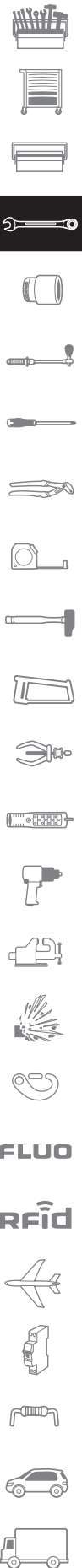
Fast open-end with ratchet effect:

- Ultra-fast tightening without wasting time to reposition the wrench. Rewind action without removing the tool.



Open ends:

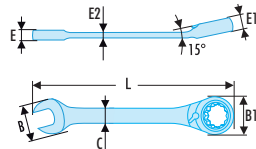
- Perfectly suited to approach operations. Anti-slip ring stop: no slipping from the fastener head to work faster.



FLUO

RFid

467BR - Metric fast open end combined ratchets



NF ISO 1711-1, NF ISO 691, ISO 1711-1, ISO 691, DIN ISO 1711-1, DIN ISO 691

- Standard open end combined ratchets: for all current applications.
- Compact lever reversible ratchet mechanism.
- 5° increments.
- Ring head angled by 15°.
- Open end head angled by 15°.
- Metric dimensions: 8 to 19 mm.
- Satin chrome finish.

	A [mm]	B [mm]	B1 [mm]	C [mm]	E [mm]	E1 [mm]	E2 [mm]	L [mm]	ΔΔ [g]
467BR.8	8	18.6	16.8	8.2	4.6	6.5	3.1	140	34
467BR.10	10	22.7	20.2	10.4	5.1	7.3	3.4	158	49
467BR.11	11	23.7	22	10.6	5.2	7.7	3.5	165	58
467BR.12	12	26.8	23.2	11.3	5.4	8.2	3.8	171	69
467BR.13	13	28.4	25.3	12.2	5.7	8.6	4.3	178	86
467BR.14	14	30.8	27	13	5.9	9	4.3	190	100
467BR.16	16	34.9	30	14.1	6.6	9.9	5.3	208	138
467BR.17	17	36.8	31.7	15.4	6.6	10.3	5.4	225	162
467BR.18	18	38.4	32.8	15.6	7.4	10.7	5.8	236	183
467BR.19	19	41.2	33.9	16	7.4	11.2	6	247	212

467BR - Set of 7 metric open end combined ratchets



	A [mm]	Qty	ΔΔ [g]
467BR.J7	8 - 10 - 12 - 13 - 14 - 17 - 19	7	710

467BR - Set of 10 metric open end combined ratchets



FACOM	A [mm]	Contents	Qty	ΔΔ [kg]
467BR.JP10	8 - 10 - 11 - 12 - 13 - 14 - 16 - 17 - 18 - 19	Portable case: CK.467BJP10.	10	1.21


MOD.467BR - Module metric open end combined ratchets in thermoformed tray

- Compatible with the FACOM modular storage system:
 - Adapted to CHRONO, JET, CHRONO XL, CHRONO+, JET XL and JET+ rolling cabinets.



FACOM	A [mm]	Contents	Qty	ΔΔ [kg]
MOD.467BRJ12	8, 9, 10, 11, 12, 13, 14, 15, 16, 17, 18, 19	PL.652	12	1.5
MOD.467BRJ14	8, 9, 10, 11, 12, 13, 14, 15, 16, 17, 18, 19, 22, 24	PL.690	12	1.7

MODM.467BR - Module of 12 metric open end combined ratchets in foam tray



FACOM	A [mm]	Content set	Qty	ΔΔ [kg]
MODM.467BRJ12	8, 9, 10, 11, 12, 13, 14, 15, 16, 17, 18, 19	PM.MOD467J12	12	1.5
MODM.467BRJ14	8, 9, 10, 11, 12, 13, 14, 15, 16, 17, 18, 19, 22, 24	PM.MOD467J14	12	1.7

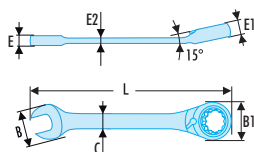


SHORT COMBINATION RATCHET SERIES

467BS - Short metric ratchet combination wrenches



- Extra-short handle ratchet combination wrenches: ideal in highly dense zones.
- Compact ratchet mechanism and reversible by lever.
- Increment 5° (6° for dimension 7 and 8 mm).
- Ring head angled at 15°.
- Open end head angled at 15°.
- Metric sizes: 7 to 19 mm.
- Presentation: satin chrome finish.



➤	A [mm]	B [mm]	C [mm]	E [mm]	E1 [mm]	E2 [mm]	L [mm]	ΔΔ [g]
467BS.7	7	18.6	7.6	4.6	6.5	3.1	90.5	25
467BS.8	8	18.6	7.6	4.6	6.5	3.1	90.5	25
467BS.10	10	22.7	9.0	5.1	7.3	3.6	95.5	37
467BS.11	11	23.7	9.2	5.2	7.7	3.7	103.5	44
467BS.12	12	26.8	10.0	5.4	8.2	4.0	106.5	51
467BS.13	13	28.4	10.1	5.7	8.6	4.5	108.5	65
467BS.14	14	30.8	11.3	5.9	9.0	4.5	115.5	75
467BS.15	15	32.3	11.8	6.1	9.4	4.7	119.5	87
467BS.16	16	34.9	12.3	6.6	9.9	5.3	123.5	106
467BS.17	17	36.8	13.1	6.6	10.3	5.4	127.5	116

467BS - Short ratchet combination wrench sets in portable case



NF ISO 1711-1, NF ISO 691, ISO 1711-1, ISO 691, DIN ISO 1711-1, DIN ISO 691, ASME B107.100

- Productivity and safety = easy to organise, easy to spot, always with you.
- Resistant to chemicals and impacts.



➤	A [mm]	Content set	Qty	ΔΔ [kg]
467BS.JP6	8 - 10 - 11 - 12 - 13 - 14	CK.67SJ1	6	0.4
467BS.JP10	7-8-10-11-12-13-14-15-16-17	CK.467BSJP10	10	0.7

Set of inch short-reach ratchet combination wrenches in foam tray



- Compatible with the FACOM modular storage system:
 - Adapted to CHRONO XL, CHRONO+, JET XL and JET+ roller cabinets.



➤	A [mm]	H [mm]	L [mm]	Contents	ΔΔ [g]
MODM.467BSJU10	1/4 - 5/16 - 11/32 - 3/8 - 7/16 - 1/2 - 9/16 - 5/8 - 11/16 - 3/4	45	418	PM.MOD467BSJU10	0.8

ULTRA COMPACT MULTI-TIGHTENING SET

Maximum access thanks to the short ratchet wrench / socket / bit adapter system.

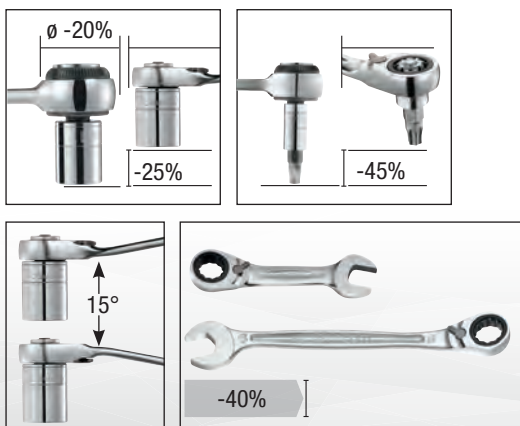
**Ultra-compact
Ultra-accessible
Multi-tightening**

- All compact ratchet tightening solutions for applications where access is limited. Using adapters, change the wrench into an ultra-compact ratchet for sockets and bits.



Access everywhere

- 72-teeth mechanism = 5° increments.



■ **Ultra compact metric wrench, socket and bit set**

- The flat tightening / socket tightening / versatile and ultra-compact screwing solution.

Comprising:

- 7 short ratchet combination wrenches: 467BS.7 - 8 - 10 - 11 - 12 - 13 - 14 mm.
- 10 1/4" sockets: R.5.5 - 6 - 7 - 8 - 9 - 10 - 11 - 12 - 13 - 14 mm.
- 1 1/4" extension 55 mm long: R.209.
- 2 10mm socket adaptors with 1/4" socket and 10 mm wrench with 1/4" 6-point bits: 467.ADAPT10MM.
- 20 bits:
 - For slotted screw: ES 4.5 - 6.5 - 8 mm.
 - For Phillips® screw: EP 1 - 2 - 3.
 - For Pozidriv® screw: ED 1 - 2 - 3.
 - For Torx® and Resistorx® screw: EXR 10 - 15 - 20 - 25 - 30 - 40.
 - For hex 6-point screw: EH 3 - 4 - 5 - 6 - 7 mm.
- Plastic box: BP.MBOX5.
- Foam tray: PM.467BSBOX1.



467BS.BOX ΔΔ [g] 890

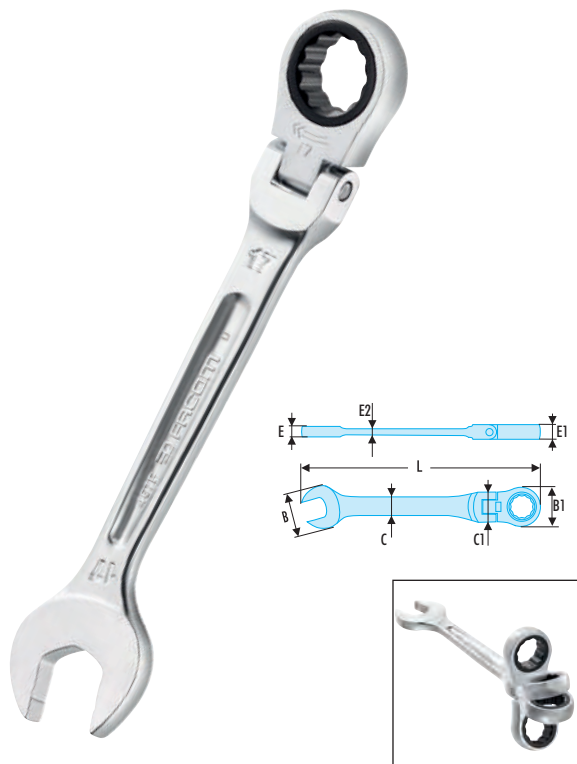


FLUO

Rfid

ANGLED COMBINATION RATCHET SERIES

467BF - Metric hinged jointed combination wrenches



NF ISO 1711-1, NF ISO 691, ISO 1711-1, ISO 691, DIN ISO 1711-1, DIN ISO 691

- Hinged head ratchet combination wrenches: to reach difficult access nuts.
- Compact ratchet mechanism and reversible by flipping the wrench.
- Increment 5° (6° for dimensions 8 and 9 mm).
- Ring head hinged at 180°.
- Open end head angled at 15°.
- Metric sizes: 8 to 19 mm.
- Presentation: satin chrome finish.



ED	A [mm]	B [mm]	B1 [mm]	C [mm]	E [mm]	E1 [mm]	E2 [mm]	L [mm]	ΔΔ [g]
467BF.8	8	18.6	16.7	8.0	4.6	6.5	3.1	127.5	38
467BF.10	10	22.7	20.0	9.8	5.1	7.3	3.6	136.5	53
467BF.11	11	23.7	21.8	9.8	5.2	7.7	3.7	141.5	61
467BF.12	12	26.8	23.0	10.7	5.4	8.2	4.0	148.0	74
467BF.13	13	28.4	25.2	11.6	5.7	8.6	4.5	155.0	94
467BF.14	14	30.8	26.8	12.0	5.9	9	4.5	161.0	108
467BF.15	15	32.3	28.3	13.4	6.1	9.4	4.7	170.0	123
467BF.16	16	34.9	29.8	13.5	6.6	9.9	5.3	180.0	152
467BF.17	17	36.8	31.8	15.0	6.6	10.3	5.4	191.0	167
467BF.18	18	38.4	32.8	15.1	7.4	10.7	5.8	204.0	189
467BF.19	19	41.2	33.9	15.2	7.4	11.2	5.9	216.0	215

Metric hinged ratchet combination wrench set in portable case



- Productivity and safety = easy to organise, easy to spot, always with you.
- Resistant to chemicals and impacts.

ED	A ["]	A [mm]	Contents	Qty	ΔΔ [kg]
467BF.JP10	8 - 10 - 11 - 12 - 13 - 14 - 16 - 17 - 18 - 19		Portable case: CK.467BJP10	10	1.3
467BF.JP12		7 - 8 - 10 - 11 - 12 - 13 - 14 - 15 - 16 - 17 - 18 - 19	Portable case: CK.467BJP12	12	1.5
467BF.JP8U	5/16 - 3/8 - 7/16 - 1/2 - 9/16 - 5/8 - 11/16 - 3/4		Portable case: CK.467BJP10.	8	1.25

MOD.467BF - Hinged metric ratchet combination wrench sets in heat formed tray



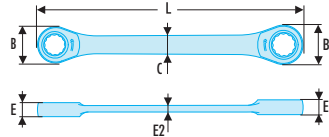
ED	A [mm]	Contents	Qty	ΔΔ [kg]
MOD.467BFJ12	7 - 8 - 10 - 11 - 12 - 13 - 14 - 15 - 16 - 17 - 18 - 19	PL.680	12	1.5
MODM.467BFJ12	7 - 8 - 10 - 11 - 12 - 13 - 14 - 15 - 16 - 17 - 18 - 19	PM.MOD467FJ12	12	1.6

RING RATCHET SERIES

64 - Metric straight ratchet ring wrenches



64 - Inch straight ratchet ring wrenches



NF ISO 1711-1, NF ISO 691, ISO 1711-1, ISO 691, DIN ISO 1711-1, DIN ISO 691, ASME B107.100

- Straight ratchet ring wrenches: to reach the nut flat.
- Compact ratchet mechanism and reversible by flipping the wrench.
- Increment 5° (7.5° for dimension 6 mm; 6° for dimensions 7, 8 and 9 mm).
- Metric sizes: 6 to 24 mm.
- Presentation: satin chrome finish.

ASME B107.100

- Straight ratchet ring wrenches: to reach the nut flat.
- Compact ratchet mechanism and reversible by flipping the wrench.
- Increment 5° (7.5° for dimension 1/4" mm; 6° for dimensions 5/16" and 11/32").
- Dimensions in inches: from 1/4" to 5"16.
- Presentation: satin chrome finish.

Size	A [mm]	B [mm]	B1 [mm]	C [mm]	E [mm]	E1 [mm]	E2 [mm]	L [mm]	ΔΔ [g]
64.6X7	6x7	14,2	17,2	8,0	6,3	6,5	3,0	115	35
64.8X9	8x9	16,8	20,2	8,3	6,5	6,9	3,2	128	45
64.10X11	10x11	20,2	21,8	9,1	7,3	7,7	3,6	150	60
64.12X13	12x13	23	24,8	11,3	8,2	8,6	4,2	170	80
64.14X15	14x15	26,5	29,5	13,1	9,0	9,4	4,7	190	130
64.16X18	16x18	29,5	33,5	14,8	9,9	10,7	5,4	210	185
64.17X19	17x19	31,5	33,5	15,2	10,3	11,2	5,4	230	190
64.21X23	21x23	40	46,0	15,2	13,0	14,5	5,4	260	480
64.22X24	22x24	40	46,0	15,2	13,0	14,5	5,4	260	480


Size	A ["]	B [mm]	B1 [mm]	C [mm]	E [mm]	E1 [mm]	E2 [mm]	L [mm]	ΔΔ [g]
64.1/4X5/16	1/4x5/16	14,2	17,2	8,0	6,3	6,5	3,0	115	40
64.5/16X11/32	5/16x11/32	16,8	20,2	8,3	6,5	6,9	3,2	128	45
64.3/8X7/16	3/8x7/16	20,2	21,8	9,1	7,3	7,7	3,6	150	60
64.1/2X9/16	1/2x9/16	23	24,8	11,3	8,6	9,0	4,2	180	115
64.5/8X11/16	5/8x11/16	29,5	33,5	14,8	9,9	10,7	5,4	210	185
64.3/4X13/16	3/4x13/16	33,5	40,0	15,2	11,2	13,0	5,4	245	310
64.7/8X15/16	7/8x15/16	40	46,0	15,2	13	14,5	5,4	260	480

64 - Sets of metric and inch straight ratchet ring wrenches

NF ISO 1711-1, NF ISO 691, ISO 1711-1, ISO 691, DIN ISO 1711-1, DIN ISO 691, ASME B107.100

- Presentation: supplied as box or roll sets.

Set	A ["]	A [mm]	Contents	Qty	ΔΔ [g]
64.J4	-	10x11 - 12x13 - 16x18 - 17x19	Box	4	535
64.JE6T	-	8x9 - 10x11 - 12x13 - 14x15 - 16x18 - 17x19	Roll: N.38A-6B	6	825
64.JU6T	1/4x5/16 - 3/8x7/16 - 1/2x9/16 - 5/8x11/16 - 3/4x13/16 - 7/8x15/16	-	Roll: N.38A-6B	6	1300

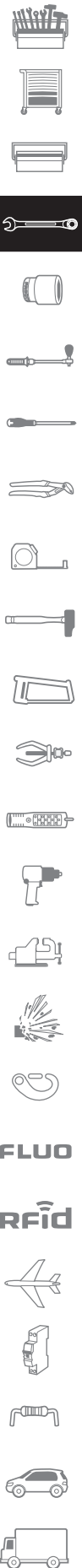


MOD.64 - Metric straight ratchet ring wrench sets in heat formed tray

NF ISO 1711-1, NF ISO 691, ISO 1711-1, ISO 691, DIN ISO 1711-1, DIN ISO 691, ASME B107.100

- Compatible with the FACOM modular storage system: compatible with CHRONO, JET, CHRONO XL, CHRONO+, JETXL and JET+ roller cabinets.

Set	A [mm]	H [mm]	I [mm]	L [mm]	Contents	Qty	ΔΔ [g]
MOD.64J7	6x7 - 8x9 - 10x11 - 12x13 - 14x15 - 16x18 - 17x19	40	175	418	Tray : PL.608A	7	925



RING RATCHET 15° HEAD SERIES

65 - Metric 15° hinged ratchet ring wrenches

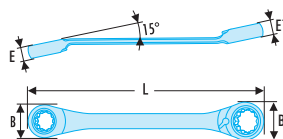


NF ISO 1711-1, NF ISO 691, ISO 1711-1, ISO 691, DIN ISO 1711-1, DIN ISO 691, ASME B107.100

- 15° hinged ratchet ring wrenches: ring offset to clear fingers or obstacles.
- Compact ratchet mechanism and reversible by lever.
- Increment 5° (7.5° for dimension 6 mm; 6° for dimensions 7, 8 and 9 mm).
- Ring head angled at 15°.
- Metric sizes: 6 to 24 mm.
- Presentation: satin chrome finish.

➤	A [mm]	B [mm]	B1 [mm]	E [mm]	E1 [mm]	L [mm]	ΔΔ [g]
65.6X7	6x7	14,0	17,0	6,3	6,5	115	30
65.8X9	8x9	17,0	20,2	6,5	6,9	128	45
65.10X11	10x11	20,2	22,0	7,3	7,7	150	65
65.12X13	12x13	23,4	25,5	8,2	8,6	170	90
65.14X15	14x15	26,9	29,8	9,0	9,4	190	130
65.16X18	16x18	29,8	34,0	9,9	10,7	210	190
65.17X19	17x19	31,8	34,0	10,3	11,2	230	210
65.21X23	21x23	40,1	46,0	13,0	14,5	260	430
65.22X24	22x24	40,1	46,5	13,0	14,5	260	425

65 - Inch 15° hinged ratchet ring wrenches



ASME B107.100

- 15° hinged ratchet ring wrenches: ring offset to clear fingers or obstacles.
- Compact ratchet mechanism and reversible by lever.
- Increment 5° (7.5° for dimension 1/4"; 6° for dimensions 5/16" and 11/32").
- Ring head angled at 15°.
- Dimensions in inches: from 1/4" to 15"16.
- Presentation: satin chrome finish.

➤	A ["]	B [mm]	B1 [mm]	E [mm]	E1 [mm]	L [mm]	ΔΔ [g]
65.1/4X5/16	1/4x5/16	14,0	17,0	6,3	6,5	115	30
65.5/16X11/32	5/16x11/32	17,0	20,2	6,5	6,9	128	45
65.3/8X7/16	3/8x7/16	20,2	22,0	7,3	7,7	150	65
65.1/2X9/16	1/2x9/16	25,5	26,9	8,6	9,0	180	110
65.5/8X11/16	5/8x11/16	29,8	31,8	9,9	10,3	200	170
65.3/4X13/16	3/4x13/16	34,0	40,1	11,2	13,0	245	290
65.7/8X15/16	7/8x15/16	40,1	46,5	13	14,5	260	420

Metric 15° hinged ratchet combination wrenches set in portable case



- Productivity and safety = easy to organise, easy to spot, always with you.
- Resistant to chemicals and impacts.



➤	A [mm]	Qty	ΔΔ [kg]
65.JP6	8x9 - 10x11 - 12x13 - 14x15 - 16x18 - 17x19	6	0,8

Inch 15° hinged ratchet ring wrenches set



NF ISO 1711-1, NF ISO 691, ISO 1711-1, ISO 691, ASME B107.100

- Presentation: supplied in roll.



➤	6-point [No]	Contents	Qty	ΔΔ [kg]
65.JU6T	1/4x5/16 - 3/8x7/16 - 1/2x9/16 - 5/8x11/16 - 3/4x13/16 - 7/8x15/16	Roll: N.38A-6B	6	1,3

■ **Metric 15° hinged ratchet ring wrench sets in heat formed tray**

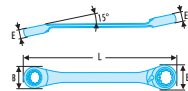
- Compatible with the FACOM modular storage system: compatible with CHRONO, JET, CHRONO XL, CHRONO+, JETXL and JET+ roller cabinets.



Icon	A [mm]	H [mm]	L [mm]	Contents	Qty	ΔΔ [kg]
MOD.65J7	6x7 - 8x9 - 10x11 - 12x13 - 14x15 - 16x18 - 17x19	40	418	PL.608A	7	1.2

■ **65 - Spline 15° angled offset-ring ratchets**

- Spline profile 15° angled ratchet offset wrenches, specific for aeronautical fasteners.
- The fluted profile applies more torque with less effort through the larger contact surface at tightening.
- The contact points of a Spline wrench are always away from the nut angles. This limits wear on the nuts.
- The Spline profile offers broad versatility. It is compatible with the following types of fasteners: fluted (Spline), Torx, 4-, 6- and 12-points.
- Recess under the handle allows to pass fingers or an obstacle.
- Compact ratchet mechanism reversing by lever.
- 5° increments (6° for sizes 7, 8 and 9).
- Spline dimensions: from 7 to 36.
- Satin chrome finish.



Icon	A ["]	B [mm]	B1 [mm]	E [mm]	E1 [mm]	L [mm]	ΔΔ [g]
65.7X9SPL	7/32x9/32	14	17	6.3	6.5	115	24
65.8X10SPL	1/4x5/16	14	17	6.3	6.5	115	30
65.12X14SPL	3/8x7/16	20.2	22	7.3	7.7	150	49
65.16X18SPL	1/2x9/16	25.5	26.9	8.6	9	180	99
65.20X22SPL	5/8x11/16	29.8	31.8	9.9	10.3	200	165
65.24X28SPL	3/4x7/8	34	40.1	11.2	13	245	276
65.26X30SPL	13/16x15/16	40.1	46.5	13	14.5	260	294
65.32X36SPL	1x1P1/8	46	58.5	14.5	17	295	658

■ **Set of 15° angled offset-ring ratchets Spline in foam tray**

- Compatible with the FACOM modular storage system: - Adapted to CHRONO XL, CHRONO+, JET XL and JET+ roller cabinets.



Icon	A [mm]	H [mm]	L [mm]	Contents	Qty	ΔΔ [g]
MODM.65SPL7	7x9 - 8x10 - 12x14 - 16x18 - 20x22 - 24x28 - 26x30	40	418	PM.MOD65SPL7	7	950

■ **Set of 2 adaptors for 10 mm wrenches to 1/4" drive**



- 2 adaptors to use your 10 mm ratchet wrench with 1/4" drive sockets and 1/4" 6-point bits.

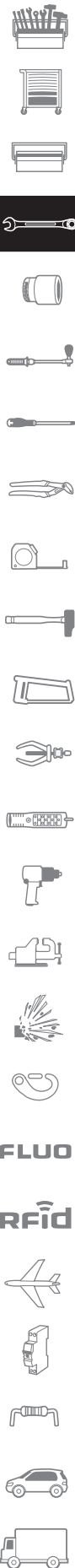
467.ADAPT10MM	ΔΔ [g]
	10

■ **Set of 2 adaptors for 10 mm wrenches to 1/4" drive and for 19 mm wrenches to 1/2" drive**



- 1 adaptor to use your 10 mm ratchet wrench with 1/4" drive sockets and 1/4" 6-point bits.
- 1 adaptor to use your 19 mm ratchet wrench with 1/2" drive sockets.

467.ADAPT10-19	ΔΔ [g]
	15

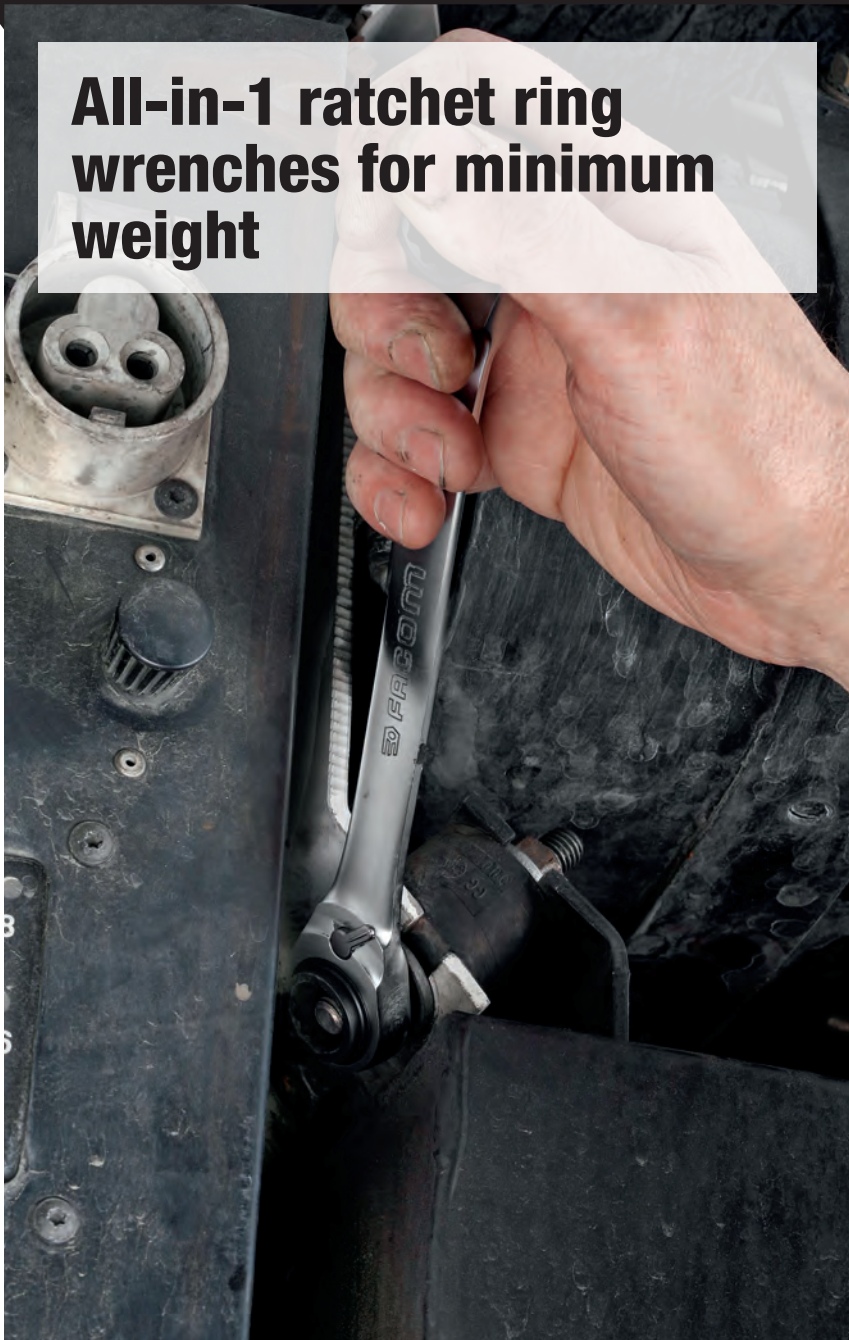


FLUO

RFid

ALL-IN-1 SOLUTIONS: "QUATTRO" CONCEPT

All-in-1 ratchet ring wrenches for minimum weight



Each head has 2 dimensions 1 wrench = 4 dimensions

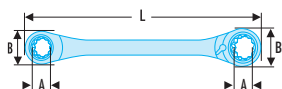
- 72-teeth Mechanism = 5° increments.
- FACOM guarantees very high performance for its ratchet wrenches: ISO 1711-1 + 50% guaranteed.
- Integral reversing lever avoids any risk of accidental reversal.
- Compact head.
- 8 sizes available: 8-10-12-13-16-17-18-19 mm.

RING RATCHET MULTIPLE OPENING STRAIGHT SERIES

64C - Metric multi-opening straight ratchet ring wrenches

NF ISO 1711-1, ISO 1711-1, DIN ISO 1711-1

- Straight multi-opening ratchet ring wrenches: highly versatile wrenches = 4 dimensions per wrench.
Saves weight: 1 single wrench in the tool box instead of 4.
- 4 metric dimensions per wrench:
 - 64C.S1: 8x10 - 12x13 mm.
 - 64C.S2: 16x17 - 18x19 mm.
- Compact ratchet mechanism and reversible by lever.
- Increment 5°.
- Presentation: satin chrome finish.



Ref	A [mm]	B [mm]	B1 [mm]	L [mm]	ΔΔ [g]
64C.S0	4x6 - 5x7	14,2	17,2	115	36
64C.S1	8x10 - 12x13	20,2	25,2	150	105
64C.S2	16x17 - 18x19	31,8	34,0	230	270
64C.S3	12x14 - 13x15	26,5	29,5	190	163

Metric multi-opening straight ratchet ring wrenches set

NF ISO 1711-1, NF ISO 691, ISO 1711-1, ISO 691, ASME B107.100

- Set of 2 multi-opening straight ratchet ring wrenches (8 dimensions):
 - 64C.S1: 8x10 - 12x13 mm.
 - 64C.S2: 16x17 - 18x19 mm.
- Compact ratchet mechanism and reversible by lever.
- Increment 5°.
- Presentation: satin chrome finish.
- Supplied in cardboard box.



Ref	A [mm]	Qty	ΔΔ [g]
64C.J2	8x10 - 12x13 - 16x17 - 18x19	2	400

Straight ratchet ring wrench opening 14 and 19 mm

NF ISO 1711-1, NF ISO 691, ISO 1711-1, ISO 691, ASME B107.100

- Ideal for spaces with low access in height. The extra-flat wrench is 3 times slimmer than a traditional ratchet + socket system.
- Compact ratchet mechanism and reversible by flipping the wrench.
- Increment 5°.
- Dimensions of the 2 ratchet heads without bush: 14 and 19 mm.
- Presentation: satin chrome finish.



Ref	A [mm]	ΔΔ [g]
464.M14X19	14 x 19	170

Set of 9 reduction bushes for ratchet ring wrench 464.M14X19

- Dimensions 14 and 18 mm in the wrench 464.M14X19.



Ref	A [mm]	Qty	ΔΔ [g]
464.MKIT	8, 9, 10, 11, 12, 13, 15, 16, 17	9	100



"11 IN 1" RATCHET WRENCH SET = 1 RATCHET RING WRENCH + 9 RINGS

Travelling maintenance special: save 60% weight compared with a set of 6 ratchet ring wrenches



Save time

- Ratchet mechanisms avoiding unproductive repositioning.
- Easy fitting of adapter rings: 1 click is enough.
- No time wasted trying to find the right dimension: clear marking.



Maximum accessibility:

- 72-teeth mechanism = 5° increments.
- Extra-slim head: 3 times more compact than the ratchet-socket system.
- Through ratchet function for long threads.



Performance and safety:

- FACOM guarantees very high performance for its ratchet wrenches: ISO1711-1 + 50% guaranteed. No more tools left on site at the end of the job thanks to instant checking system for missing tools. Single-handed effective locking system: no ring ejection thanks to the ring locking and release system. The rings stay in their foam compartments even when the box is tipped or dropped. Box and foam resistant to impact and chemical agents.

Dimensions / openings: 8-9-10-11-12-13-14-15-16-17-19 mm.

Flat tightening case "11 in 1"



Ultra-light "11 in 1" set: 1 wrench + 9 bushes = 11 dimensions.

- Ideal for spaces with low access in height.
- The extra-flat wrench is 3 times slimmer than a traditional ratchet + socket system.
- Compact ratchet mechanism and reversible by lever.
- Increment 5°.
- Dimensions of the 2 ratchet heads without bush: 14 and 19 mm.
- 9 reducer bushes.
- Plastic box: BP.102.

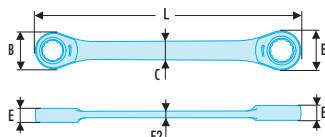
FACOM	A [mm]	H [mm]	L [mm]	P [mm]	Contents	ΔΔ [g]
464.J1	8, 9, 10, 11, 12, 13, 15, 16, 17	45	265	235	BP.102 - PM.464J1	530

464TX - Ratchet wrenches

- Ideal for crowded or tight spaces !
- EXTRA LOW-PROFILE: The compact ring head perfectly replaces the ratchet and socket combination and provides the advantages of an extra low-profile ratchet.
- COMPACT: Ratchet system incorporated within a compact ring head. 2 sizes per wrench.
- FAST: 5° increments. Ultra-fast tightening without wasting time to reposition the wrench.



Size	A [mm]	B [mm]	B1 [mm]	C [mm]	E [mm]	E1 [mm]	E2 [mm]	L [mm]	ΔΔ [g]
464TX.6X8	6x8	16,8	20,2	8,7	6,5	6,9	3,2	128	45
464TX.10X12	10X12	20,2	21,8	9,7	7,3	7,7	3,6	150	60
464TX.14X18	14X18	26,5	29,5	13,7	9,0	9,4	4,7	190	140
464TX.20X24	20X24	31,5	33,5	15,9	10,3	11,2	5,4	230	210



Set of 3 socket wrenches



Size	A [mm]	Qty	ΔΔ [g]
464TX.J3	E6xE8 - E10xE12 - E14xE18.	3	245

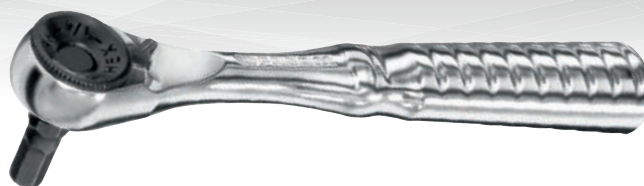
Set of 4 socket wrenches



Size	A [mm]	Qty	ΔΔ [g]
464TX.J4	E6xE8 - E10xE12 - E14xE18 - E20xE24.	4	465

RATCHET TIGHTENING OF FEMALE HEAD SCREWS / NUTS

Ratchets for bits. See p. 284

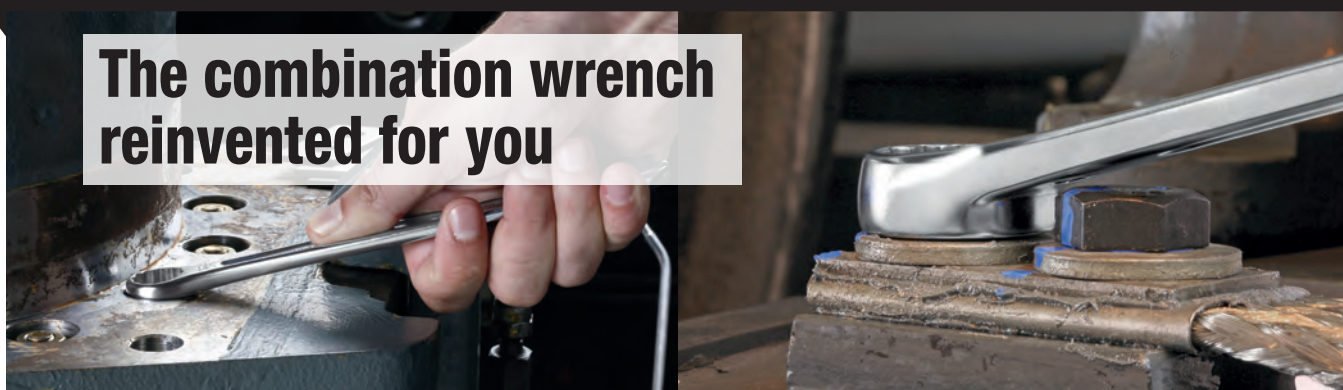


FLUO

RFid

COMBINATION WRENCH "NEW GENERATION"

The combination wrench reinvented for you



440

More control

During pre-tightening: More stable. Easier to guide. Wrench does not turn in the hand.



More power, delivered safely

The combination wrench 440 was designed to combine compactness with strength: Dimensions meet the requirements of tooling standards NF ISO 1711-1 and aerospace standard SAE AS 954G. Tightening torques guaranteed significantly above specifications of high strength tooling and bolting standards ISO 898-1 (quality class 12.9). Combination wrench 440 was also designed to ensure maximum user safety. When critical tightening torques are reached, the wrench is distorted gradually. No brutal breaking likely to injure the user.



More comfort

Variable handle cross section doubles the surface in contact with the hand. Painless torque application

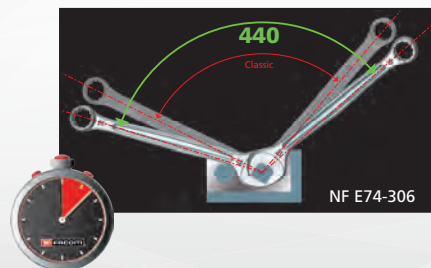


Better ring head accessibility

Ring head provides better clearance for reaching recessed or closely spaced nuts.

More efficient open-end

The open-end / handle geometry: Saves 20% time. Save 15% space in highly confined zones.



ISO 898-1* Bolting standards

ISO 1711-1 Standard tooling standard

SAE AS 954G Aerospace tooling standard

440

FACOM combination wrench



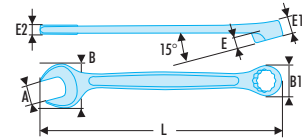
Maximum performance

STANDARD SERIES

440 - Metric combination wrenches



440 - Inch combination wrenches



NF ISO 691, NF ISO 7738, NF ISO 3318, NF ISO 1711-1, E74-306, ISO 691, ISO 7738, ISO 3318, ISO 1711-1, DIN ISO 691, DIN 1711-1, DIN 3113, ASME B107.100

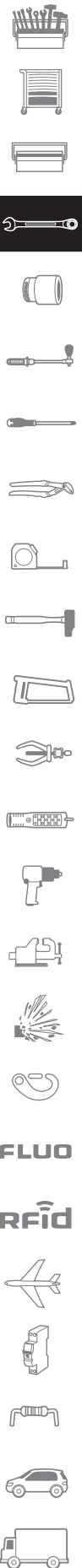
- Standard wrench for all common applications.
- High mechanical performance combined with compact design complying with aeronautical standards.
- Ring head:
 - Ring clearance (E dimension) designed for better access to serial-mounted or embedded screws.
 - OGV® profile 12-point ring for powerful tightening while protecting the nut. Suffix H = 6 sided ring.
 - Ring head with 15° angle.
- Open end head:
 - Open end with 15° angle.
 - Open end head-handle geometry optimized for increased accessibility.
- Metric dimensions: 4 to 41 mm.
- Satin chrome finish.

ASME B107.100, SAE AS954G

- Standard wrench for all common applications.
- High mechanical performance combined with compact design complying with aeronautical standards.
- Ring head:
 - Ring clearance (E dimension) designed for better access to serial-mounted or embedded screws.
 - OGV® profile 12-point ring for powerful tightening while protecting the nut. Suffix H = 6 sided ring.
 - Ring head with 15° angle.
- Open end head:
 - Open end with 15° angle.
 - Open end head-handle geometry optimized for increased accessibility.
- Inch dimensions from 1/4" to 1"1/2.
- Satin chrome finish.

Size	A [mm]	B [mm]	B1 [mm]	E [mm]	E1 [mm]	E2 [mm]	L [mm]	ΔΔ [g]
440.4H	4	10,0	7,8	2,1	3,5	3,0	106	10
440.5H	5	13,3	9,2	3,1	6,0	3,6	115	16
440.5,5H	5,5	13,3	9,2	3,1	6,0	3,8	115	15
440.6	6	14,1	10,0	3,1	6,0	3,8	115	20
440.7	7	17,2	11,2	3,4	6,2	3,9	122	20
440.8	8	19,2	12,8	3,5	6,7	4,7	133	30
440.9	9	21,2	14,2	3,9	7,1	4,7	138	35
440.10	10	23,0	15,0	4,2	7,6	5,2	145	40
440.11	11	24,5	16,9	4,6	8,1	5,5	155	50
440.12	12	27,0	18,0	4,4	8,4	5,8	162	60
440.13	13	28,7	19,3	4,8	8,6	6,1	170	70
440.14	14	31,0	21,1	5,7	9,5	6,4	180	85
440.15	15	32,6	22,2	5,9	10,0	6,8	185	95
440.16	16	35,6	23,9	6,4	10,5	7,3	195	115
440.17	17	37,0	25,3	6,5	10,9	7,6	202	130
440.18	18	38,7	26,0	7,2	11,4	8,1	208	150
440.19	19	41,2	27,8	7,2	11,9	8,3	216	170
440.20	20	43,1	29,5	6,3	12,3	8,6	224	185
440.21	21	45,4	30,9	7,8	12,8	8,8	233	205
440.22	22	46,9	32,3	8,3	13,3	9,0	248	230
440.23	23	49,0	33,6	8,7	13,8	9,3	257	255
440.24	24	51,0	35,0	8,9	14,2	9,7	267	290
440.25	25	53,0	36,4	9,4	14,7	9,9	274	315
440.26	26	55,5	37,8	9,8	15,1	10,1	285	345
440.27	27	58,0	39,2	8,9	15,6	10,4	295	375
440.28	28	60,7	40,6	10,6	16,1	10,7	305	415
440.29	29	63,0	42,0	10,8	16,6	11,2	320	475
440.30	30	65,0	43,5	11,2	17,1	11,5	340	530
440.32	32	68,0	46,1	11,5	18,0	12,5	355	640
440.33	33	69,8	47,0	11,8	18,5	12,8	380	715
440.34	34	72,0	48,9	12,8	19,0	13,0	390	745
440.35	35	74,3	51,0	12,8	19,5	13,5	430	890
440.36	36	76,0	53,0	13,2	20,0	14,0	440	945
440.38	38	80,0	56,0	14,1	22,0	15,2	450	1100
440.41	41	85,0	58,3	14,7	23,0	16,0	460	1300

Size	A ["]	B [mm]	B1 [mm]	E [mm]	E1 [mm]	E2 [mm]	L [mm]	ΔΔ [g]
440.1/4	1/4	14,1	10,0	3,1	6,0	3,8	115	20
440.5/16	5/16	19,2	12,8	3,5	6,7	4,7	133	30
440.11/32	11/32	21,2	14,2	3,9	7,1	4,7	138	35
440.3/8	3/8	23,0	15,0	4,2	7,6	5,2	145	45
440.7/16	7/16	24,5	16,9	4,6	8,1	5,5	155	50
440.1/2	1/2	28,7	19,3	4,8	8,6	6,1	170	70
440.9/16	9/16	31,0	21,1	5,7	9,5	6,4	180	85
440.5/8	5/8	35,6	23,9	6,4	10,5	7,3	195	115
440.11/16	11/16	37,0	25,3	6,5	10,9	7,6	202	130
440.3/4	3/4	41,2	27,8	7,2	11,9	8,3	216	170
440.13/16	13/16	43,1	29,5	6,3	12,3	8,6	224	185
440.7/8	7/8	46,9	32,3	8,3	13,3	9,0	248	230
440.15/16	15/16	51,0	35,0	8,9	14,2	9,7	267	290
440.1'	1	53,0	36,4	9,4	14,7	9,9	274	315
440.1'1/16	1'1/16	58,0	39,2	8,9	15,6	10,4	295	375
440.1'1/8	1'1/8	60,7	40,6	10,6	16,1	10,7	305	415
440.1'1/4	1'1/4	68,0	46,1	11,5	18,0	12,5	355	640
440.1'5/16	1'5/16	69,8	47,0	11,8	18,5	12,8	380	715
440.1'3/8	1'3/8	74,3	51,0	12,8	19,5	13,5	430	890
440.1'7/16	1'7/16	76,0	53,0	13,2	20,0	14,0	440	945
440.1'1/2	1'1/2	80,0	56,0	14,1	22,0	15,2	450	1100



■ 440 - Set of metric combination wrenches in portable case



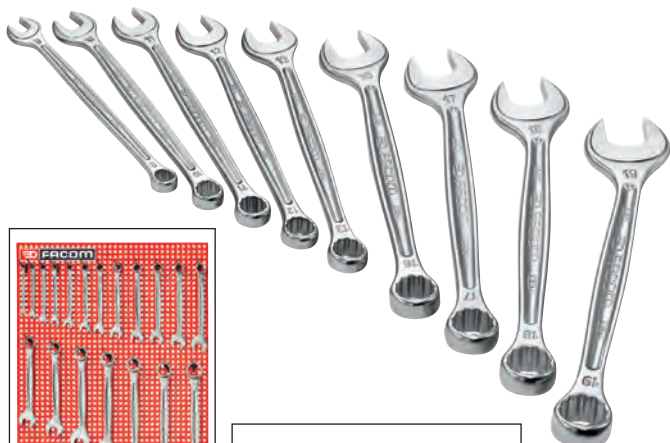


NF ISO 691, NF ISO 7738, NF ISO 3318, NF ISO 1711-1, E74-306, ISO 691, ISO 7738, ISO 3318, ISO 1711-1, DIN ISO 691, DIN 1711-1, DIN 3113, ASME B107.100

- Productivity and safety = Fast storage, fast finding, with you at all times.
- Resists chemicals and shocks.

Code	A ["]	A [mm]	Contents	Qty	ΔΔ [kg]
440.JP8		8 - 10 - 11 - 12 - 13 - 14 - 17 - 19	Portable case: CK.467BJP8	8	0,72
440.JP10		8 - 10 - 11 - 12 - 13 - 14 - 16 - 17 - 18 - 19	Portable case: CK.467BJP10	10	1,02
440.JP12A		7 - 8 - 10 - 11 - 12 - 13 - 14 - 15 - 16 - 17 - 18 - 19	Portable case: CK.467BJP12	12	1,17
440.JP14		7 - 8 - 10 - 11 - 12 - 13 - 14 - 15 - 16 - 17 - 18 - 19	Portable case: CK.440J3	14	1,7
440.JP8U	5/16 - 3/8 - 7/16 - 1/2 - 9/16 - 5/8 - 11/16 - 3/5		Portable case: CK.467BJP8U	8	0,72
440.JP12U	1/4 - 5/16 - 11/32 - 3/8 - 7/16 - 1/2 - 9/16 - 5/8 - 11/16 - 3/4 - 7/8 - 15/17		Portable case: CK.467BJP12U	12	1,17

■ 440 - Sets of metric combination wrenches



NF ISO 691, NF ISO 7738, NF ISO 3318, NF ISO 1711-1, E74-306, ISO 691, ISO 7738, ISO 3318, ISO 1711-1, DIN ISO 691, DIN 1711-1, DIN 3113, ASME B107.100

- Supplied as box, roll or panel sets.

Code	A [mm]	Contents	Qty	ΔΔ [kg]
440.JN8	8 - 10 - 11 - 13 - 17 - 19 - 22 - 24	Box	8	1,0
440.JN8T	8 - 10 - 11 - 13 - 17 - 19 - 22 - 24	Roll: N.38A-8C	8	1,1
440.JE9	8 - 9 - 10 - 11 - 12 - 13 - 14 - 17 - 19	Box	9	
440.JE11	7 - 8 - 10 - 11 - 12 - 13 - 14 - 16 - 17 - 18 - 19	Box	11	0,900
440.JE16	8 - 9 - 10 - 11 - 12 - 13 - 14 - 15 - 16 - 17 - 18 - 19 - 21 - 22 - 23 - 24	Box	16	2,0
440.JE16T	8 - 9 - 10 - 11 - 12 - 13 - 14 - 15 - 16 - 17 - 18 - 19 - 21 - 22 - 23 - 24	Roll: N.38A-17A	16	2,2
440.JE18	6 - 7 - 8 - 9 - 10 - 11 - 12 - 13 - 14 - 15 - 16 - 17 - 18 - 19 - 21 - 22 - 23 - 24	Box	18	2,0
440.JE25	6 - 7 - 8 - 9 - 10 - 11 - 12 - 13 - 14 - 15 - 16 - 17 - 18 - 19 - 21 - 22 - 23 - 24 - 26 - 27 - 28 - 29 - 30 - 32 - 34	Box	25	6,0
440.JE29	7 - 8 - 9 - 10 - 11 - 12 - 13 - 14 - 15 - 16 - 17 - 18 - 19 - 21 - 22 - 23 - 24 - 26 - 27 - 28 - 29 - 30 - 32 - 33 - 34 - 35 - 36 - 38 - 41	Box	29	11,2
440.P25M	6 - 7 - 8 - 9 - 10 - 11 - 12 - 13 - 14 - 15 - 16 - 17 - 18 - 19 - 21 - 22 - 23 - 24 - 26 - 27 - 28 - 29 - 30 - 32 - 34	Panel: PK.1	25	5,6

■ 440 - Set of inch combination wrenches



ASME B107.100, SAE AS954G

- Supplied as roll or box sets.

Code	A ["]	Contents	Qty	ΔΔ [g]
440.JU9	1/4 - 5/16 - 3/8 - 7/16 - 1/2 - 9/16 - 5/8 - 11/16 - 3/4	Box	9	700
440.JU12	1/4 - 5/16 - 3/8 - 7/16 - 1/2 - 9/16 - 5/8 - 11/16 - 3/4 - 13/16 - 7/8 - 15/16	Box	12	1600
440.JU21	1/4 - 5/16 - 11/32 - 3/8 - 7/16 - 1/2 - 9/16 - 5/8 - 11/16 - 3/4 - 13/16 - 7/8 - 15/16 - 1" - 1"1/16 - 1"1/8 - 1"1/4 - 1"5/16 - 1"3/8 - 1"7/16 - 1"1/2	Box	21	1300
440.JU6T	3/8 - 7/16 - 1/2 - 9/16 - 5/8 - 11/16	Roll: N.38A-6B	6	605
440.JU17T	1/4 - 5/16 - 11/32 - 3/8 - 7/16 - 1/2 - 9/16 - 5/8 - 11/16 - 3/4 - 13/16 - 7/8 - 15/16 - 1" - 1 1/16" - 1 1/8" - 1 1/4"	Roll: N.38A-17A	17	3400

440 - Sets of combination wrenches in thermoformed and foam tray

- Compatible with the FACOM modular storage system:
 - MOD.440-1XL and MOD.440-2XL, MODM.440-1 and MODM.440-2: suited to CHRONO XL, CHRONO+, JET XL and JET+ roller cabinets.
 - MOD.440-1, MOD.440-2 and MOD.440-4: suited to CHRONO, JET, CHRONO XL, CHRONO+, JET XL and JET+ roller cabinets.



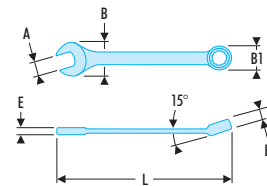
Ref	A ["]	A [mm]	H [mm]	Width [mm]	L [mm]	Contents	Qty	ΔΔ [kg]
MOD.440-1XL		6 - 7 - 8 - 9 - 10 - 11 - 12 - 13 - 14 - 15 - 16 - 17 - 18 - 19 - 21 - 22 - 24	40	188	418	PL.313	17	1.9
MOD.440-2XL		27 - 29 - 30 - 32 - 34	40	188	418	XL.PL.671	5	2.9
MOD.440-1		6 - 7 - 8 - 9 - 10 - 11 - 12 - 13 - 14 - 15 - 16 - 17 - 18 - 19 - 22 - 24	40	175	418	PL.670	16	1.801
MOD.440-2		27 - 29 - 30 - 32	40	175	418	PL.314A	4	2.0
MOD.440-4	1/4 - 5/16 - 11/32 - 3/8 - 7/16 - 1/2 - 9/16 - 5/8 - 11/16 - 3/4 - 13/16 - 7/8 - 15/16		40	175	418	PL.673	13	1.6
MODM.440-1		6 - 7 - 8 - 9 - 10 - 11 - 12 - 13 - 14 - 15 - 16 - 17 - 18 - 19 - 21 - 22 - 24	45	188	418	PM.MOD440-1	17	1.9
MODM.440-2		27 - 29 - 30 - 32 - 34	45	188	418	PM.MOD440-2	5	2.2

SHORT SERIES

39 - Metric short-reach combination wrenches



39 - Inch short-reach combination wrenches



NF ISO 691, NF ISO 7738, NF ISO 3318, NF ISO 1711-1, E74-306, ISO 691, ISO 7738, ISO 3318, ISO 1711-1, DIN ISO 691, DIN 1711-1, ASME B107.100

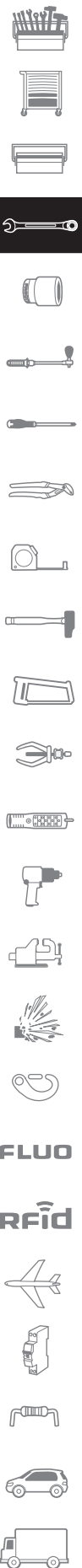
- Short combination wrenches: the short handle and compact head allow for high handiness. Ideal for confined access.
- OGV® profile with 12-point ring for powerful tightening while protecting the nut. H suffix = 6-point ring.
- Ring head angled at 15°.
- Open end head angled at 15°.
- Metric sizes: 3.2 to 17 mm.
- Presentation: satin chrome finish.

Ref	A [mm]	B x B1 [mm]	E [mm]	E1 [mm]	L [mm]	6 - 12 [mm]	ΔΔ [g]
39.3,2H	3,2	10,0 x 7,0	3,1	3,1	77	6	10
39.4H	4	10,0 x 8,0	3,1	3,1	77	6	10
39.5H	5	11,8 x 9,0	3,5	4,0	82	6	10
39.5,5H	5,5	11,8 x 9,5	3,5	4,0	84	6	10
39.6	6	15,0 x 10,4	4,1	5,0	90	12	15
39.7	7	15,0 x 11,5	4,1	5,0	90	12	15
39.8	8	17,2 x 12,5	4,5	5,8	94	12	20
39.9	9	19,4 x 14,0	4,8	6,0	98	12	25
39.10	10	21,5 x 15,3	5,1	6,4	103	12	30
39.11	11	23,7 x 16,8	5,3	6,8	109	12	35
39.12	12	26,0 x 18,0	5,5	7,5	127	12	50
39.13	13	28,0 x 19,5	5,8	8,0	141	12	55
39.14	14	30,2 x 20,8	6,0	8,5	147	12	70
39.15	15	32,3 x 22,1	6,4	9,0	152	12	80
39.16	16	34,4 x 23,6	6,7	9,6	158	12	90
39.17	17	36,5 x 25,0	6,9	10,0	165	12	100

ASME B107.100

- Short combination wrenches: the short handle and compact head allow for high handiness. Ideal for confined access.
- OGV® profile with 12-point ring for powerful tightening while protecting the nut. H suffix = 6-point ring.
- Ring head angled at 15°.
- Open end head angled at 15°.
- Dimensions in inches: from 1/8" to 11"16.
- Presentation: satin chrome finish.

Ref	A ["]	B x B1 [mm]	E [mm]	E1 [mm]	L [mm]	6 - 12 [mm]	ΔΔ [g]
39.1/8H	1/8	10,0 x 7,0	3,1	3,1	77	6	10
39.5/32H	5/32	10,0 x 8,0	3,1	3,1	77	6	10
39.3/16H	3/16	11,8 x 9,0	3,5	4,0	82	6	10
39.7/32H	7/32	11,8 x 9,5	3,5	4,0	84	6	10
39.1/4	1/4	15,0 x 10,4	4,1	5,0	90	6	15
39.9/32	9/32	15,0 x 11,5	4,1	5,0	90	6	15
39.5/16	5/16	17,2 x 12,5	4,5	5,8	94	6	20
39.11/32	11/32	19,4 x 14,0	4,8	6,0	98	6	25
39.3/8	3/8	21,5 x 15,3	5,1	6,4	103	6	30
39.7/16	7/16	23,7 x 16,8	5,3	6,8	109	6	35
39.1/2	1/2	28,0 x 19,5	5,8	8,0	141	12	50
39.9/16	9/16	30,2 x 20,8	6,0	8,5	147	12	70
39.5/8	5/8	34,4 x 23,6	6,7	9,6	158	12	90
39.11/16	11/16	36,5 x 25,0	6,9	10,0	165	12	100



39 - Metric short-reach combination wrench sets



NF ISO 691, NF ISO 7738, NF ISO 3318, NF ISO 1711-1, E74-306, ISO 691, ISO 7738, ISO 3318, ISO 1711-1, DIN ISO 1711-1, DIN ISO 691, ASME B107.00

• Presentation: supplied as box or roll sets.

Code	A [mm]	Contents	Qty	ΔΔ [g]
39.JP6	8 - 10 - 11 - 12 - 13 - 14	Portable case: CK.67SJ1	6	285
39.JE9T	7 - 8 - 10 - 11 - 12 - 13 - 14 - 16 - 17	Roll : N.38A-9E	9	580
39.JE10	3,2 - 4 - 5 - 5,5 - 6 - 7 - 8 - 9 - 10 - 11	Box BP.39VA + Tray PL.206	10	266
39.JE10T	3,2 - 4 - 5 - 5,5 - 6 - 7 - 8 - 9 - 10 - 11	Roll : N.38A-10A	10	300
39.JE16T	3,2H - 4H - 5H - 5,5H - 6 - 7 - 8 - 9 - 10 - 11 - 12 - 13 - 14 - 15 - 16 - 17	Roll : N.38A-16A	16	700

39 - Inch short-reach combination wrench sets



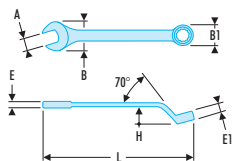
ASME B107.100

• Presentation: supplied in roll.

Code	A ["]	Contents	Qty	ΔΔ [g]
39.JU10T	1/8 - 5/32 - 3/16 - 7/32 - 1/4 - 9/32 - 5/16 - 11/32 - 3/8 - 7/16	Roll: N.38A-10A	10	250
39.JU14T	1/8 - 5/32 - 3/16 - 7/32 - 1/4 - 9/32 - 5/16 - 11/32 - 3/8 - 7/16 - 1/2 - 9/16 - 5/8 - 11/16	Roll: N.38A-16A	14	560

OFFSET SERIES

41 - Metric offset combination wrenches



NF ISO 7738, ISO 7738, DIN 3113

- Offset combination wrenches: ring offset to clear fingers or obstacles. Ideal for series of nuts.
- OGV® profile with 12-point ring for powerful tightening while protecting the nut.
- Open end head angled at 15°.
- Metric sizes: 6 to 32 mm.
- Presentation: satin chrome finish.

Code	A [mm]	B x B1 [mm]	E [mm]	E1 [mm]	H [mm]	L [mm]	ΔΔ [g]
41.6	6	14,5 x 11,0	4,0	6,0	12,5	113	30
41.7	7	18,5 x 13,0	4,5	7,0	15,0	127	35
41.8	8	18,5 x 13,0	4,5	7,0	15,0	127	35
41.9	9	23,5 x 15,5	5,0	8,0	16,5	142	50
41.10	10	23,5 x 15,5	5,0	8,0	16,5	142	50
41.11	11	27,5 x 18,5	5,5	8,6	18,5	160	75
41.12	12	27,5 x 18,5	5,5	8,6	18,5	160	75
41.13	13	31,5 x 21,5	5,5	9,0	18,5	180	100
41.14	14	31,5 x 21,5	5,5	9,0	18,5	180	100
41.15	15	36,5 x 24,5	6,6	10,3	20,5	200	130
41.16	16	36,5 x 24,5	6,6	10,3	20,5	200	130
41.17	17	40,5 x 27,0	7,3	11,2	22,0	224	195

Code	A [mm]	B x B1 [mm]	E [mm]	E1 [mm]	H [mm]	L [mm]	ΔΔ [g]
41.18	18	40,0 x 27,0	7,3	11,2	22,0	224	195
41.19	19	43,0 x 30,0	7,8	12,6	24,0	248	250
41.21	21	48,0 x 33,0	8,2	13,0	26,5	275	320
41.22	22	48,0 x 33,0	8,2	13,0	26,5	275	320
41.23	23	53,0 x 36,0	9,0	14,0	28,5	302	415
41.24	24	53,0 x 36,0	9,0	14,0	28,5	302	415
41.26	26	59,0 x 40,0	9,5	15,0	31,5	332	605
41.27	27	59,0 x 40,0	9,5	15,0	31,5	332	605
41.28	28	63,0 x 43,5	10,0	15,6	33,5	364	700
41.29	29	63,0 x 43,5	10,0	15,6	33,5	364	700
41.30	30	68,0 x 46,5	10,5	16,5	35,5	398	850
41.32	32	68,0 x 46,5	10,5	16,5	35,5	398	850

41 - Metric offset combination wrench sets

NF ISO 7738, ISO 7738, DIN 3113

• Presentation: supplied as box, roll or panel sets.

Code	A [mm]	Contents	Qty	ΔΔ [kg]
41.JE18	6 - 7 - 8 - 9 - 10 - 11 - 12 - 13 - 14 - 15 - 16 - 17 - 18 - 19 - 21 - 22 - 23 - 24	Box	18	3.0
41.JE12T	8 - 10 - 11 - 12 - 13 - 14 - 16 - 17 - 18 - 19 - 21 - 22	Roll: N.38A-12B	12	2.1
41.P24M	6 - 7 - 8 - 9 - 10 - 11 - 12 - 13 - 14 - 15 - 16 - 17 - 18 - 19 - 21 - 22 - 23 - 24 - 26 - 27 - 28 - 29 - 30 - 32	Panel: PK.1	24	9.5



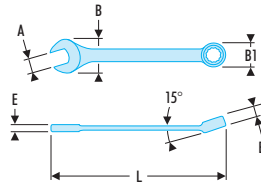
POWER SERIES

40 .LA- Metric long-reach combination wrenches



NF ISO 1711-1, NF ISO 3318, NF ISO 7738, ISO 1711-1, ISO 3318, ISO 7738, DIN ISO 691, DIN ISO 1711-1, DIN 3113, ASME B107.100

- Long combination wrenches: the extra-long handle passes high torque with minimum effort.
- OGV® profile with 12-point ring for powerful tightening while protecting the nut.
- Ring head angled at 15°.
- Open end head angled at 15°.
- Metric sizes: 19 to 50 mm.
- Presentation: satin chrome finish.



Code	A [mm]	B x B1 [mm]	E [mm]	E1 [mm]	L [mm]	ΔΔ [kg]
40.19LA	19	45,0 x 29,6	8,7	12,0	329	0,240
40.21LA	21	49,0 x 32,3	9,5	13,0	355	0,305
40.22LA	22	51,0 x 33,8	9,9	14,0	368	0,360
40.23LA	23	53,0 x 35,4	10,3	14,5	381	0,370
40.24LA	24	55,0 x 36,9	10,7	15,0	394	0,455
40.26LA	26	59,0 x 39,4	11,5	15,5	420	0,520
40.27LA	27	61,0 x 40,6	11,9	16,0	433	0,590
40.28LA	28	62,4 x 42,2	12,3	16,5	446	0,600
40.29LA	29	62,4 x 42,2	12,3	16,5	446	0,600
40.30LA	30	65,0 x 45,2	13,1	17,0	472	0,800
40.32LA	32	69,5 x 47,8	13,2	18,0	498	0,850
40.33LA	33	49,0 x 32,3	9,5	13,0	498	0,850

Code	A [mm]	B x B1 [mm]	E [mm]	E1 [mm]	L [mm]	ΔΔ [kg]
40.34LA	34	51,0 x 33,8	9,9	14,0	524	1,040
40.35LA	35	53,0 x 35,4	10,3	14,5	524	1,040
40.36LA	36	55,0 x 36,9	10,7	15,0	550	1,200
40.38LA	38	59,0 x 39,4	11,5	15,5	576	1,435
40.41LA	41	61,0 x 40,6	11,9	16,0	615	1,720
40.42LA	42	62,4 x 42,2	12,3	16,5	615	1,720
40.46LA	46	62,4 x 42,2	12,3	16,5	680	2,435
40.50LA	50	65,0 x 45,2	13,1	17,0	732	3,500
40.55LA	55	42,0 x 84,5	21,5	31	760	3,900
40.60LA	60	44,0 x 90,0	23	32	800	4,900
40.65LA	65	49,7 x 98,0	24,5	32	840	6,000

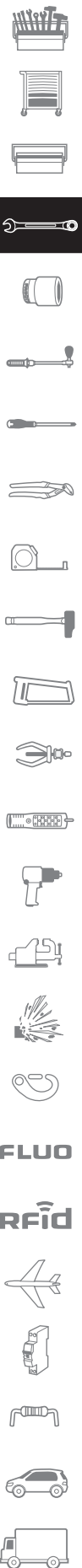
40.LA- Metric standard and long-reach combination wrenches set

NF 1711-1, NF ISO 3318, NF ISO 7738, ISO 1711-1, ISO 3318, ISO 7738, DIN ISO 691, DIN ISO 1711-1, DIN 3113, ASME B107.100

• Presentation: in box.



Code	A [mm]	Qty	ΔΔ [kg]
40LA.JE17	19 - 21 - 22 - 23 - 24 - 26 - 27 - 28 - 29 - 30 - 32 - 33 - 35 - 36 - 38 - 41 - 42	17	13.8



FLUO

Rfid

STANDARD SERIES

OPEN-END WRENCH

the "double-ended" wrench

2 sizes per wrench

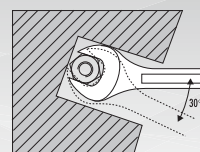
Reduces the number and weight of tools.

Power and precision

FACOM guarantees very high performance for its open end wrenches: ISO 1711-1 + 30% guaranteed. Tight tolerances for a perfect fit on fasteners.

Slim profile and comfort

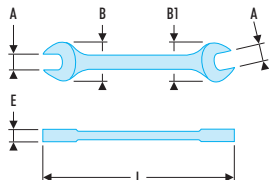
Smaller shape and volume for better accessibility. Streamlined heads. 30° increments by flipping the wrench.



44 - Metric open end wrenches



44 - Inch open end wrenches



NF ISO 10102, NF ISO 3318, NF ISO 1711-1, NF ISO 691, ISO 10102, ISO 3318, ISO 1711-1, ISO 691, DIN ISO 1711-1, DIN ISO 691, DIN 3110

- Open end wrenches = the open ends are slimmer than a standard combination wrench for better thickness accessibility. Examples: brake calipers, hydraulic hose locknuts.
- Heads hinged at 15°.
- Metric sizes: 3.2 to 42 mm.
- Presentation: satin chrome finish.

44	A [mm]	B x B1 [mm]	E [mm]	L [mm]	ΔΔ [g]
44.3,2X5,5	3,2x5,5	11,0 x 13,5	3,5	90	13
44.4X5	4x5	11,0 x 13,5	3,5	90	10
44.6X7	6x7	15,0 x 17,5	3,7	120	20
44.8X9	8x9	19,0 x 22,0	4,2	137	35
44.8X10	8x10	19,0 x 22,0	4,2	137	33
44.10X11	10x11	23,0 x 25,0	4,9	152	50
44.10X13	10x13	23,0 x 29,0	4,9	162	64
44.12X13	12x13	25,8 x 29,8	5,5	167	72
44.12X14	12x14	25,5 x 29,8	5,5	167	70
44.14X15	14x15	31,0 x 33,5	5,7	182	95
44.13X17	13x17	31,0 x 37,0	6,3	192	117
44.16X17	16x17	37,0 x 42,0	6,3	210	148
44.16X18	16x18	39,0 x 42,0	7,3	220	182
44.17X19	17x19	39,0 x 42,0	7,3	220	174
44.18X19	18x19	39,0 x 42,0	7,3	220	173
44.19X22	19x22	43,0 x 48,5	4,2	240	221
44.20X22	20x22	43,0 x 48,5	7,5	240	221
44.21X23	21x23	47,0 x 52,0	8,3	245	284
44.22X24	22x24	47,0 x 52,0	8,3	245	277
44.24X27	24x27	53,0 x 58,0	8,8	270	349
44.25X28	25x28	59,5 x 64,0	9,5	285	412
44.26X28	26x28	59,5 x 64,0	9,5	285	409
44.27X29	27x29	59,5 x 64,0	9,5	285	400
44.27X30	27x30	59,5 x 64,0	9,5	285	403
44.30X32	30x32	64,0 x 70,0	9,8	318	516
44.34X36	34x36	71,0 x 75,0	11,7	342	781
44.36X41	36x41	78,0 x 87,0	12,3	381	1034
44.38X42	38x42	78,0 x 87,0	12,3	381	1022

ASME B107.100

- Open end wrenches = the open ends are slimmer than a standard combination wrench for better thickness accessibility. Examples: brake calipers, hydraulic hose locknuts.
- Heads hinged at 15°.
- Dimensions in inches: from 1/4" to 1"5/8.
- Presentation: satin chrome finish.

44	A ["]	B x B1 [mm]	E [mm]	L [mm]	ΔΔ [g]
44.1/4X5/16	1/4x5/16	15,0 x 17,5	3,7	120	20
44.5/16X3/8	5/16x3/8	19,0 x 22,0	4,2	37	35
44.11/32X13/32	11/32x13/32	19,0 x 22,0	4,2	137	32
44.3/8X7/16	3/8x7/16	23,0 x 25,0	4,9	152	49
44.7/16X1/2	7/16x1/2	25,5 x 29,8	5,5	167	72
44.1/2X9/16	1/2x9/16	31,0 x 33,5	5,7	182	93
44.9/16X5/8	9/16x5/8	31,0 x 33,5	5,7	182	95
44.1/7/16X1/5/8	1/7/16x1/5/8	78,0 x 87,0	12	381	945
44.5/8X3/4	5/8x3/4	39,0 x 42,0	7,3	220	182
44.5/8X11/16	5/8x11/16	39,0 x 42,0	7,3	220	173
44.3/4X13/16	3/4x13/16	43,0 x 48,5	7,5	240	220
44.3/4X7/8	3/4x7/8	43,0 x 48,5	7,5	240	221
44.13/16X7/8	13/16x7/8	43,0 x 48,5	7,5	240	221
44.7/8X15/16	7/8x15/16	47,0 x 52,0	8,3	245	272
44.15/16X1"	15/16x1"	53,0 x 58,0	8,8	270	349
44.1"x1/16	1"x1/16	59,5 x 64,0	9,5	285	414
44.1/16X1/8	1/16x1/8	59,5 x 64,0	9,5	285	400
44.1/8X1/4	1/8x1/4	64,0 x 70,0	9,8	318	542
44.1/3/16X1/5/16	1/3/16x1/5/16	64,0 x 70,0	9,8	318	544
44.1/3/8X1/1/2	1/3/8x1/1/2	78,0 x 87,0	12,3	381	1050

44 - Metric open ring wrench sets

NF ISO 10102, NF ISO 3318, NF ISO 1711-1, NF ISO 691, ISO 10102, ISO 3318, ISO 1711-1, ISO 691, DIN ISO 1711-1, DIN ISO 691, DIN 3110

• Presentation: supplied as box, roll or panel sets.



Ref	A [mm]	Contents	Qty	ΔΔ [g]
44.JE9	3,2x5,5 - 4x5 - 6x7 - 8x9 - 10x11 - 12x13 - 14x15 - 16x17 - 18x19	Box	9	550
44.JE8	8x9 - 10x11 - 12x13 - 14x15 - 16x17 - 18x19 - 21x23 - 22x24	Box	8	980
44.JE12	6x7 - 8x9 - 10x11 - 12x13 - 14x15 - 16x17 - 18x19 - 21x23 - 22x24 - 26x28 - 27x29 - 30x32	Box	12	2300
44.JE16	3,2x5,5 - 4x5 - 6x7 - 8x9 - 10x11 - 12x13 - 14x15 - 16x17 - 18x19 - 21x23 - 22x24 - 26x28 - 27x29 - 30x32 - 36x41 - 38x42	Box	16	2500

Ref	A [mm]	Contents	Qty	ΔΔ [g]
44.JE8T	8x9 - 10x11 - 12x13 - 14x15 - 16x17 - 18x19 - 21x23 - 22x24	Roll: N.38A-8C	8	1000
44.JE9T	3,2x5,5 - 4x5 - 6x7 - 8x9 - 10x11 - 12x13 - 14x15 - 16x17 - 18x19	Roll: N.38A-9E	9	580
44.P16E	3,2x5,5 - 4x5 - 6x7 - 8x9 - 10x11 - 12x13 - 14x15 - 16x17 - 18x19 - 21x23 - 22x24 - 26x28 - 27x29 - 30x32 - 36x41 - 38x42	Panel: PK.1	16	2500

44 - Inch open ring wrench sets

ASME B107.100

• Presentation: supplied as box or roll sets.



Ref	A ["]	Contents	Qty	ΔΔ [g]
44.JU6	1/4x5/16 - 3/8x7/16 - 1/2x9/16 - 5/8x11/16 - 3/4x13/16 - 7/8x15/16	Box	6	650
44.JU8T	1/4x5/16 - 3/8x7/16 - 1/2x9/16 - 5/8x11/16 - 3/4x13/16 - 7/8x15/16 - 1"x1"1/16 - 1"1/8x1"1/4	Roll: N.38A-8B	8	1600

MOD.44 - Metric open ring wrench sets

• Compatible with the FACOM modular storage system: compatible with CHRONO, JET, CHRONO XL, CHRONO+, JETXL and JET+ roller cabinets.



Ref	A [mm]	H [mm]	Width [mm]	L [mm]	Contents	Qty	ΔΔ [kg]
MOD.44-1	44. 6x7 - 8x9 - 10x11 - 12x13 - 14x15 - 16x17 - 18x19 - 21x23 - 22x24	40	175	418	Tray: PL.315	9	1.301
MOD.44-2	44. 26x28 - 27x29 - 30x32	40	175	418	Tray: PL.316	3	1.601



"EXTRA-SLIM" PROFILE SERIES

EXTRA-SLIM OPEN END WRENCHES

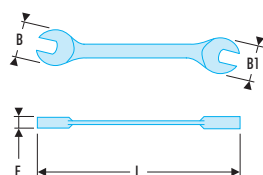


Extra-slim open end wrenches

30% slimmer than classical open ends. Ideal for tightening extra-slim lock nuts or nuts.



31 - Metric "extra-slim" end wrenches



NF ISO 3318, NF ISO 691, ISO 3318, ISO 691, DIN ISO 691

- Metric "extra-slim" open end wrenches: 30 % slimmer than a classical open end wrench = maximum accessibility.
- Indispensable for confined access and locknuts.
- Heads hinged at 15°.
- Metric sizes: 6 to 24 mm.
- Presentation: satin chrome finish.



Size	A [mm]	B x B1 [mm]	E [mm]	L [mm]	ΔΔ [g]
31.6X7	6x7	16,6 x 19,6	2,2	147	20
31.8X9	8x9	20,5 x 24,5	2,6	176	30
31.10X11	10x11	20,5 x 24,5	2,6	176	30
31.12X13	12x13	29,0 x 33,5	3,6	209,5	70
31.14X15	14x15	29,0 x 33,5	3,6	209,5	70
31.16X17	16x17	38,0 x 42,5	4,6	250	140
31.18X19	18x19	38,0 x 42,5	4,6	250	140
31.22X24	22x24	48,0 x 52,0	5,6	290	270

31 - Metric "extra-slim" open-end wrench sets



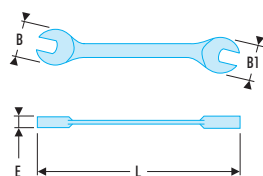
NF ISO 3318, NF ISO 691, ISO 691, DIN ISO 691

- Presentation: supplied in roll.



Set	A [mm]	Contents	Qty	ΔΔ [kg]
31.JE6T	8x9 - 10x11 - 12x13 - 14x15 - 16x17 - 18x19	Roll: N.38A-6B	6	0,680
31.JE8T	6x7 - 8x9 - 10x11 - 12x13 - 14x15 - 16x17 - 18x19 - 22x24	Roll: N.38A-8B	8	1.0

22 - Metric 15° hinged "midget" open end wrenches



NF ISO 3318, NF ISO 691, ISO 3318, ISO 691, DIN ISO 691

- "Midget" open end wrenches: short shank and slim heads for manoeuvrability in confined spaces.
- Heads hinged at 15°.
- Metric sizes: 3.2 to 13 mm.
- Presentation: satin chrome finish.



Size	A [mm]	B x B1 [mm]	E [mm]	L [mm]	ΔΔ [g]
22.3,2X5,5	3,2x5,5	10 x 13	2,4	70	10
22.4X5	4x5	10 x 13	2,4	70	10
22.6X7	6x7	14 x 16	2,7	80	10
22.8X9	8x9	18 x 20	3,0	90	20
22.10X11	10x11	21 x 23	3,0	100	25
22.12X13	12x13	26 x 28	3,5	110	35

MICRO-ENGINEERING SERIES

22 - Metric and inch 15° hinged "midget" open end wrench sets

• Presentation: supplied in roll.



Code	A [mm]	Contents	Qty	ΔΔ [g]
22.JE6T	3,2x5,5 - 4x5 - 6x7 - 8x9 - 10x11 - 12x13	Roll: N.38A-6A	6	140

34 - Metric 15° and 75° hinged "midget" open end wrenches

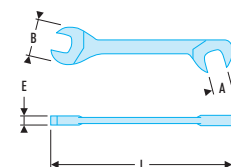


NF ISO 3318, NF ISO 691, ISO 3318, ISO 691, DIN ISO 691

- "Midget" open end wrenches: short shank and slim heads for manoeuvrability in confined spaces.
- Heads hinged at 15° and 75° allow to intervene on nuts inaccessible with a standard wrench.
- Metric sizes: 3.2 to 17 mm.
- Presentation: satin chrome finish.

Code	A [mm]	B [mm]	E [mm]	L [mm]	ΔΔ [g]
34.3,2	3,2	10	2,4	70	10
34.4	4	10	2,4	70	10
34.5	5	13	2,4	75	10
34.5,5	5,5	13	2,4	75	10
34.6	6	15	2,7	80	15
34.7	7	15	2,7	80	15
34.8	8	18,5	3,0	90	20
34.9	9	18,5	3,0	90	20
34.10	10	22	3,0	100	25
34.11	11	22	3,0	100	25
34.12	12	27	3,5	120	35
34.13	13	27	3,5	120	35
34.14	14	27	3,5	120	40
34.15	15	33	4,5	140	70
34.16	16	33	4,5	140	70
34.17	17	33	4,5	140	70

34 - Inch 15° and 75° hinged "midget" open end wrenches



ASME B107.100


- "Midget" open end wrenches: short shank and slim heads for manoeuvrability in confined spaces.
- Heads hinged at 15° and 75° allow to intervene on nuts inaccessible with a standard wrench.
- Dimensions in inches: from 3/16" to 11/16".
- Presentation: satin chrome finish.

Code	A ["]	B [mm]	E [mm]	L [mm]	ΔΔ [g]
34.3/16	3/16	13	2,4	75	10
34.7/32	7/32	13	2,4	75	10
34.1/4	1/4	15	2,7	80	15
34.9/32	9/32	15	2,7	80	15
34.5/16	5/16	18,5	3,0	90	20
34.11/32	11/32	18,5	3,0	90	20
34.3/8	3/8	22	3,0	100	25
34.13/32	13/32	22	3,0	100	30
34.7/16	7/16	22	3	100	30
34.1/2	1/2	27	3,5	120	35
34.9/16	9/16	27	3,5	120	40
34.5/8	5/8	33	4,5	140	70
34.11/16	11/16	33	4,5	140	70

34 - Metric and inch "midget" open-end wrench sets in rolls

NF ISO 3318, NF ISO 691, ISO 3318, ISO 691, DIN ISO 691

• Presentation: supplied in roll.



Code	A ["]	A [mm]	Contents	Qty	ΔΔ [g]
34.JL16T		3,2 - 4 - 5 - 5,5 - 6 - 7 - 8 - 9 - 10 - 11 - 12 - 13 - 14 - 15 - 16 - 17	Roll: N.38A-16A	16	560
34.JU13T	3/16 - 7/32 - 1/4 - 9/32 - 5/16 - 11/32 - 3/8 - 13/32 - 7/16 - 1/2 - 9/16 - 5/8 - 11/16		Roll: N.38A-5C	13	430



FLUO

RFid

POWER SERIES

45 - Open end wrenches



NF ISO 4229, NF ISO 1711-1, NF ISO 691, ISO 4229, ISO 1711-1, ISO 691, DIN 894, DIN ISO 691, DIN ISO 1711-1

- Single open end wrenches: the open end is thicker for very high tightening torques. Examples: public works, rail worksites, naval construction, agriculture, oil platforms, metallic constructions.
- Hanging hole at end of handle: wrenches stored on panel or hung to avoid loss or fall.
- Open end angled at 15°.
- Metric sizes: 30 to 75 mm.
- Presentation: burnt.

Size	A [mm]	B [mm]	E [mm]	L [mm]	ΔΔ [g]
45.30	30	66,0	12,0	240	320
45.32	32	71,5	13,0	270	410
45.34	34	71,5	13,0	270	570
45.36	36	79,5	14,5	296	590
45.38	38	79,5	14,5	296	610
45.41	41	90,5	17,5	335	860
45.46	46	95,5	18,0	370	1000
45.50	50	106,5	19,5	410	1800
45.55	55	106,5	19,5	410	2000
45.60	60	121,5	21,5	488	2500
45.65	65	121,5	21,5	488	2300
45.70	70	153,0	24,0	595	3300
45.75	75	153,0	24,0	595	3400

RING WRENCHES – 12-POINT RING

12-point OGV® ring

30° increments.
Powerful tightening and less fastener wear.

3 configurations according to accessibility constraints:

- ① - Straight ring wrenches.
- ② - Offset ring wrenches.
- ③ - Half-moon ring wrenches.

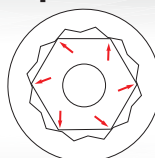


FACOM OGV® PROFILE

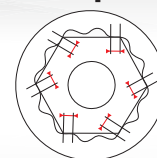
Higher power without damaging fasteners!

More powerful tightening: socket/nut contact surface extended reducing stress. Reduced wear: the nut is driven on the faces, not the angles. Increased durability: the sharp angles of the wrench, concentrating stress, are removed.


Standard profile FACOM OGV® profile



Stress applied to edges

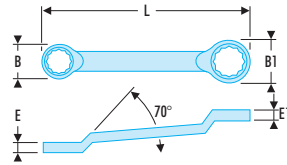


Bears against the side faces



STANDARD SERIES

55A - Metric offset-ring wrenches

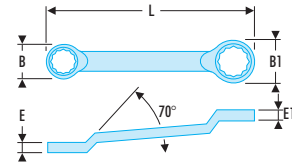


NF ISO 1711-1, NF ISO 691, ISO 1711-1, ISO 691, DIN 838, DIN ISO 1711-1, DIN ISO 691

- Offset-ring wrenches: ring offset to clear fingers or obstacles. Ideal for series of nuts.
- OGV® profile with 12-point profile for powerful tightening while protecting the nut.
- Metric sizes: 6 to 50 mm.
- Presentation: satin chrome finish.

Size	A [mm]	B x B1 [mm]	E x E1 [mm]	L [mm]	ΔΔ [g]
55A.6X7	6x7	10,7 x 12,2	5,5 x 6,2	167	40
55A.7X8	7x8	12,0 x 14,0	5,5 x 6,5	172	45
55A.8X9	8x9	13,7 x 15,5	6,5 x 7,2	182	60
55A.8X10	8x10	13,7 x 15,5	6,5 x 7,2	182	65
55A.10X11	10x11	16,5 x 18,0	7,5 x 17,0	197	85
55A.11X13	11x13	18,0 x 21,0	8,9 x 9,2	217	110
55A.12X13	12x13	19,5 x 21,5	8,9 x 9,2	218	120
55A.13X15	13x15	21,5 x 23,5	9,2 x 9,7	238	150
55A.14X15	14x15	22,0 x 23,5	9,2 x 9,7	238	135
55A.13X16	13x16	21,5 x 26,0	9,4 x 10,7	245	155
55A.13X17	13x17	21,0 x 26,0	9,4 x 10,7	245	150
55A.16X17	16x17	25,7 x 27,0	10,7 x 11,2	258	200
55A.16X18	16x18	25,7 x 27,2	10,7 x 11,2	258	195
55A.17X19	17x19	27,0 x 29,7	11,2 x 12,2	290	265
55A.18X19	18x19	27,0 x 29,7	11,2 x 12,2	290	260
55A.18X21	18x21	29,0 x 33,0	11,7 x 12,7	296	290
55A.19X22	19x22	29,0 x 33,7	11,7 x 12,7	296	285
55A.20X22	20x22	32,0 x 35,0	12,2 x 13,2	316	365
55A.21X23	21x23	32,0 x 35,0	12,2 x 13,2	316	360
55A.22X24	22x24	33,7 x 36,7	12,2 x 13,2	324	390
55A.24X26	24x26	37,2 x 41,0	12,7 x 14,3	328	470
55A.24X27	24x27	37,2 x 41,2	12,7 x 14,3	328	465
55A.25X28	25x28	39,7 x 43,0	13,7 x 14,7	345	515
55A.26X28	26x28	39,7 x 43,0	13,7 x 14,7	345	510
55A.27X29	27x29	41,5 x 46,0	14,3 x 15,7	353	575
55A.27X30	27x30	41,5 x 46,0	14,3 x 15,7	353	570
55A.27X32	27x32	41,5 x 46,2	14,3 x 15,7	353	575
55A.30X32	30x32	45,3 x 48,7	15,2 x 16,7	360	640
55A.30X34	30x34	46,0 x 52,0	17,2 x 19,2	402	820
55A.34X36	34x36	52,0 x 55,0	18,2 x 20,2	440	1075
55A.36X41	36x41	53,7 x 61,7	18,2 x 20,2	440	1080
55A.38X42	38x42	41,5 x 46,0	14,3 x 15,7	455	1100
55A.46X50	46x50	70,7 x 76,7	20,7 x 21,7	510	1900

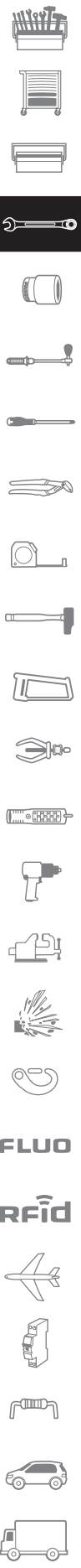
55A - Inch offset-ring wrenches



ASME B107.100

- Offset-ring wrenches: ring offset to clear fingers or obstacles. Ideal for series of nuts.
- OGV® profile with 12-point profile for powerful tightening while protecting the nut.
- Dimensions in inches: from 1/4" to 1 1/4".
- Presentation: satin chrome finish.

Size	A ["]	B x B1 [mm]	E x E1 [mm]	L [mm]	ΔΔ [g]
55A.1/4X5/16	1/4x5/16	11,0 x 14,0	5,5 x 6,5	172	45
55A.11/32X13/32	11/32x13/32	15,5 x 18,0	7,5 x 8,7	197	80
55A.3/8X7/16	3/8x7/16	16,5 x 18,0	7,5 x 17,0	197	85
55A.7/16X1/2	7/16x1/2	18,0 x 21,0	8,9 x 9,2	217	110
55A.1/2X9/16	1/2x9/16	21,5 x 23,0	9,2 x 9,7	238	145
55A.9/16X5/8	9/16x5/8	22,0 x 23,5	9,2 x 9,7	238	135
55A.5/8X11/16	5/8x11/16	25,7 x 27,0	10,7 x 11,2	258	200
55A.19/32x25/32	19/32x25/32	25,7 x 27,2	10,7 x 11,2	258	195
55A.5/8X3/4	5/8x3/4	25,7 x 27,2	10,7 x 11,2	258	265
55A.11/16X3/4	11/16x3/4	27,0 x 29,7	11,2 x 12,2	290	260
55A.3/4X13/16	3/4x13/16	29,0 x 33,0	11,7 x 12,7	296	290
55A.13/16X7/8	13/16x7/8	32,0 x 35,0	12,2 x 13,2	316	365
55A.7/8X15/16	7/8x15/16	33,7 x 36,7	12,2 x 13,2	324	390
55A.15/16X1"	15/16x1"	37,2 x 41,0	12,7 x 14,3	328	470
55A.1"X1"1/16	1"X1"1/16	39,7 x 42,0	13,7 x 14,7	345	475
55A.1"1/16X1"1/8	1"1/16x1"1/8	41,5 x 46,0	14,3 x 15,7	353	575
55A.1"1/8X1"1/4	1"1/8x1"1/4	45,3 x 48,7	15,2 x 16,7	360	640



STANDARD SERIES

55A - Metric offset-ring wrench sets



Code	A [mm]	Contents	Qty	ΔΔ [kg]
55A.JN6	8x9 - 10x11 - 12x13 - 14x15 - 16x17 - 18x19	Box	6	0,740
55A.JD8	6x7 - 8x9 - 10x11 - 12x13 - 14x15 - 16x17 - 18x19 - 20x22	Box	8	1.0
55A.JE8	8x9 - 10x11 - 12x13 - 14x15 - 16x17 - 18x19 - 21x23 - 24 x 26	Box	8	1.4
55A.JD10	6x7 - 8x9 - 10x11 - 12x13 - 14x15 - 16x17 - 18x19 - 20x22 - 24x27 - 30x32	Box	10	2.0
55A.JE12	6x7 - 8x9 - 10x11 - 12x13 - 14x15 - 16x17 - 18x19 - 21x23 - 24x26 - 26x28 - 27x29 - 30x32	Box	12	3.3
55A.JD12	6x7 - 8x9 - 10x11 - 12x13 - 14x15 - 16x17 - 18x19 - 20x22 - 21x23 - 24x26 - 25x28 - 27x32	Box	12	3.1

NF ISO 1711-1, NF ISO 691, ISO 1711-1, ISO 691, DIN 838, DIN ISO 1711-1, DIN ISO 691

• Presentation: supplied as box, roll or panel sets.



Code	A [mm]	Contents	Qty	ΔΔ [kg]
55A.JD12A	6x7 - 8x9 - 10x11 - 12x13 - 14x15 - 16x17 - 18x19 - 20x22 - 21x23 - 24x27 - 25x28 - 30x32	Box	12	3.1
55A.JE14	6x7 - 8x9 - 10x11 - 12x13 - 14x15 - 16x17 - 18x19 - 21x23 - 22x24 - 26x28 - 27x29 - 30x32 - 36x41 - 38x42	Box	14	6.2
55A.JN6T	8x9 - 10x11 - 12x13 - 14x15 - 16x17 - 18x19	Roll: N.38A-6B	6	0,830
55A.JD8T	6x7 - 8x9 - 10x11 - 12x13 - 14x15 - 16x17 - 18x19 - 20x22	Roll: N.38A-8B	8	1.1
55A.JE8T	8 x 9 - 10 x 11 - 12 x 13 - 14 x 15 - 16 x 17 - 18 x 19 - 21 x 23 - 24 x 26	Roll: N.38A-8B	8	1.5
55A.P14E	6 x 7 - 8 x 9 - 10 x 11 - 12 x 13 - 14 x 15 - 16 x 17 - 18 x 19 - 21 x 23 - 22 x 24 - 26 x 28 - 27 x 29 - 30 x 32 - 36 x 41 - 38 x 42	Panel: PK.1	14	8.6

55A - Inch offset-ring wrench sets



• Roll sets



Code	A ["]	Contents	Qty	ΔΔ [kg]
55A.JU10	1/4x5/16 - 11/32x13/32 - 3/8x7/16 - 1/2x9/16 - 5/8x11/16 - 19/32x25/32 - 3/4x13/16 - 7/8x15/16 - 1"x1"1/16 - 1"1/8"x1"1/4"	Box	10	2.4

MOD.55 - Metric and inch offset-ring wrenches set in heat formed tray




• Compatible with the FACOM modular storage system: compatible with CHRONO, JET, CHRONO XL, CHRONO+, JETXL and JET+ roller cabinets.



Code	A ["]	A [mm]	H [mm]	L [mm]	Contents	Qty	ΔΔ [kg]
MOD.55-1		55A. 6x7 - 8x9 - 10x11 - 12x13 - 14x15 - 16x17 - 18x19	40	418	PL.317A	7	0,920
MOD.55-2		55A. 21x23 - 22x24 - 26x28	40	418	PL.318A	3	1.5
MOD.55-3		55A. 1/2x9/16 - 1/4x5/16 - 11/32x13/32 - 19/32x25/32 - 3/4x13/16 - 3/8 x 7/16 - 5/8x 11/16	40	418	PL.600A	7	1.0

MODM.55 - Sets of metric and inch angled offset-ring wrenches in foam tray

- Compatible with the FACOM modular storage system: suited to CHRONO, JET, CHRONO XL, CHRONO+, JET XL and JET+ roller cabinets.

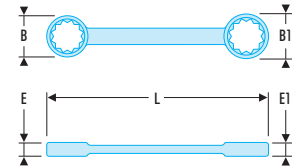


Icon	A ["]	A [mm]	Contents	Qty	ΔΔ [kg]
MODM.55A-1		8x9 - 10-11 - 12x13 - 14x15 - 16x17 - 18-19 - 21x23	PM.MOD55A-1	7	1.3
MODM.55A-2	1/4x5/16 - 3/8x7/16 - 1/2x9/16 - 5/8x11/16 - 3/4x13/16 - 7/8x15/16 - 1"x1"1/16		PM.MOD55A-2	7	1.7

59L - Metric long double ended ring wrenches



59L - Inch long double ended ring wrenches



AS 955

- Offset box end for manoeuvrability in confined spaces.
- Metric dimensions: from 6 mm to 19 mm.
- Presentation: satin chrome finish.

AS 954

- Offset box end for manoeuvrability in confined spaces.
- Dimensions in inches: from 1/4" to 13/16".
- Presentation: satin chrome finish.

Icon	A ["]	B [mm]	B1 [mm]	E [mm]	E1 [mm]	L [mm]	ΔΔ [g]
59L.6X7	6X7	10,2	11,6	6,3	7,3	200	60
59L.8X9	8X9	11,8	13,3	6,5	7,5	240	63
59L.10X11	10X11	14,6	16	7,5	8,7	288	98
59L.12X13	12X13	17,3	18,8	10,4	11,3	330	176
59L.14X15	14X15	20	21,5	12	13,7	364	258
59L.14X17	14X17	20	23,9	12	13,7	364	263
59L.18X19	18X19	25,3	26,5	14	15,1	405	369

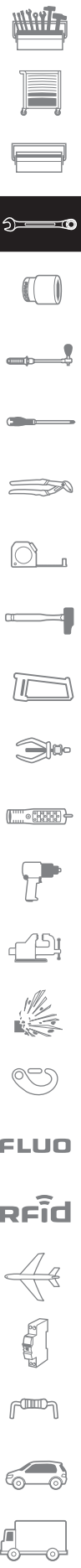
Icon	A ["]	B [mm]	B1 [mm]	E [mm]	E1 [mm]	L [mm]	ΔΔ [g]
59L.1/4X5/16	1/4x5/16	10,2	11,6	6,3	7,3	200	60
59L.3/8X7/16	3/8x7/16	14,6	17,2	7,5	8,8	288	100
59L.1/2X9/16	1/2x9/16	18,8	20	12	13,7	364	176
59L.5/8X3/4	5/8x3/4	22,8	26,5	14	15,1	405	356
59L.11/16X13/16	11/16x13/16	25,4	30	17	18	410	369

MOD.59L - Sets of metric and inch angled offset-ring wrenches in foam and thermoformed trays

- Compatible with the FACOM modular storage system: suited to CHRONO, JET, CHRONO XL, CHRONO+, JET XL and JET+ roller cabinets.



Icon	A ["]	A [mm]	Contents	Qty	ΔΔ [kg]
MODM.59LJU4	1/4x5/16 - 3/8x7/16 - 1/2x9/16 - 5/8x3/4		PM.MOD59LJU4	4	0,890
MODM.59LJ6		6x7 - 8x9 - 10x11 - 12x13 - 14x15 - 18x19	PM.MOD59LJ6	6	1,65
MOD.59LJ6		6x7 - 8x9 - 10x11 - 12x13 - 14x15 - 18x19	PL.698	6	1,650



FLUO

Rfid

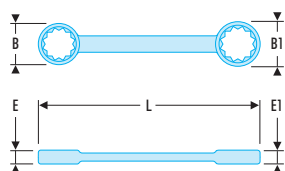
HINGED SERIES

56A - Inch 10° hinged short-reach ring wrenches



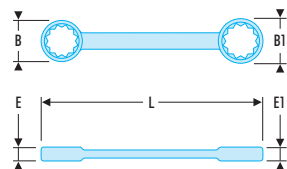
ASME B107.100 GGG-W-636E

- Short-reach 10° offset-ring wrenches. Recess allows to pass fingers or an obstacle.
- The short-reach series increases accessibility.
- Ergonomic handle to apply torque while maintaining comfort of use.
- For 56A.3/16X7/32 6-point.
- OGV® profile 12-point ring for powerful tightening while protecting the nut.
- Inch sizes 3/16" to 13/16
- Satin chrome finish.



56A	A ["]	B x B1 [mm]	E x E1 [mm]	L [mm]	ΔΔ [g]
56A.3/16X7/32	3/16x7/32	8,7x9,5	5,4x5,9	100	24
56A.1/4X5/16	1/4x5/16	10,5x12,5	5,9x6,5	110	31
56A.5/16X3/8	5/16x3/8	12,5x14,6	6,5x7,6	115	45
56A.3/8X7/16	3/8x7/16	14,6x16,7	7,6x8,3	122	55
56A.7/16X1/2	7/16x1/2	16,7x19	8,3x9,3	130	68
56A.1/2X9/16	1/2x9/16	19x21	9,3x10,3	140	89
56A.9/16X5/8	9/16x5/8	21x23,3	10,3x11,5	145	103
56A.5/8X3/4	5/8x3/4	23,3x27,5	11,5x12,8	160	139
56A.11/16X13/16	11/16x13/16	25,6x29,9	11,8x13	170	170

56L - Long-reach metric offset ring wrenches with 10° angle



ISO 691, AS954, ISO 9227

- Short offset ring wrenches 10°.
- Ergonomic handle to apply torque while maintaining comfort of use.
- OGV® profile 12-point ring for powerful tightening while protecting the nut.
- Metric dimensions: 6 to 32 mm.
- Satin chrome finish.

56L	A [mm]	B x B1 [mm]	E x E1 [mm]	L [mm]	ΔΔ [g]
56L.6X7	6X7	12,5x10,5	5,90x6,50	170	46
56L.8X9	8X9	14,6x12,5	6,50x7,60	180	72
56L.10X11	10X11	17,0x15,5	8,50x9,00	185	81
56L.12X13	12X13	21,0x19,0	9,30x10,30	220	142
56L.14X15	14X15	23,3x21,0	10,30x11,50	230	162
56L.16X17	16X17	26,5x25,0	11,50x11,80	250	210
56L.17X19	17X19	27,5x25,6	11,80x12,80	270	250
56L.18X19	18X19	29,5x28,5	12,50x13,50	270	250
56L.20X22	20X22	32,2x29,9	13,50x14,50	300	361
56L.21X23	21X23	35,5x32,5	14,00x14,50	330	500
56L.24X27	24X27	40,0x36,2	14,50x16,00	370	604
56L.30X32	30X32	47,5x44,6	17,50x18,00	430	763

56L - Inch 10° hinged long-reach ring wrenches



ASME B107.100 AS 954G GGG-W-636E

- Long-reach 10° offset-ring wrenches. Recess allows to pass fingers or an obstacle.
- Ergonomic handle to apply torque while maintaining comfort of use.
- OGV® profile 12-point ring for powerful tightening while protecting the nut.
- Inch sizes 3/16" to 13/16
- Satin chrome finish.

56L	A ["]	B x B1 [mm]	E x E1 [mm]	L [mm]	ΔΔ [g]
56L.1/4X5/16	1/4x5/16	10,5x12,5	5,9x6,5	170	48
56L.5/16X11/32	5/16x11/32	12,5x13,5	6,5x7,2	180	62
56L.5/16X3/8	5/16x3/8	12,5x14,6	6,5x7,6	180	70
56L.3/8X7/16	3/8x7/16	14,6x16,7	7,6x8,3	185	82
56L.7/16X1/2	7/16x1/2	16,7x19	8,3x9,3	210	108
56L.1/2X9/16	1/2x9/16	19x21	9,3x10,3	220	137
56L.9/16X5/8	9/16x5/8	21x23,3	10,3x11,5	230	158
56L.5/8X3/4	5/8x3/4	23,3x27,5	11,5x12,8	260	216
56L.11/16X3/4	11/16x3/4	25,6x27,5	11,8x12,8	270	256
56L.13/16X7/8	13/16x7/8	29,9x32,2	13,5x14,5	300	363
56L.15/16X1P	15/16x1P	34,5x36,8	15x15,5	340	502
56L.1Px1P1/16	1Px1P1/16	36,8x38,8	15,4x16	370	598
56L.1P1/8x1P1/4	1P1/8x1P1/4	40,8x45,2	16x18	400	762

MODM.56 - Set of inch angled offset-ring wrench module in foam tray



Code	A ["]	H [mm]	I [mm]	L [mm]	Content set	Qty	ΔΔ [kg]
MODM.56JU8	1/4x5/16 - 3/8x7/16 - 1/2x9/16 - 9/16x5/8 - 5/16x3/8 - 7/16x1/2 - 9/16x5/8 - 11/16x3x4	45	188	418	PM. MOD56JU8	8	0.900

57L - Metric 15° hinged long-reach offset-ring wrenches

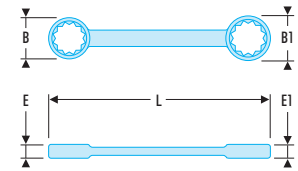


AS 955

- 15° thin wall long-reach offset-ring wrenches.
- Thin wall and long profile for maximum accessibility.
- Wrenches used in engine assembly and maintenance.
- OGV profile 12-point ring for powerful tightening.
- Sizes in mm: from 5.5 to 22
- Black phosphate finish.

Code	A [mm]	B x B1 [mm]	E x E1 [mm]	H [mm]	L [mm]	ΔΔ [g]
57L.5.5X7	5,5x7	9,5x10,7	6,3x7,3	4	191,8	50
57L.8X9	8x9	11,8x13,3	6,5x7,5	4	231,7	60
57L.8X10	8x10	11,8x14,6	6,5x7,5	4	231,7	66
57L.10X11	10x11	14,6x16	7,5x8,7	4	276,4	103
57L.10X12	10x12	14,6x17,3	7,5x8,7	4	276,4	105
57L.12X13	12x13	17,3x18,8	10,4x11,3	5	317,3	162
57L.12X14	12x14	17,3x18,8	10,4x11,3	5	317,3	181
57L.14X17	14x17	20,2x23,9	12x14	6	350,4	270
57L.17X19	17x19	23,9x26,5	14x15,1	7	390,3	360
57L.18X20	18x20	25,4x30,6	14x15,1	8	409,7	400
57L.19X22	19x22	28,5x31	16,7x17	8	409,7	425
57L.20X22	20x22	28,5x31	16,7x17	8	409,7	454

57L - Inch 15° hinged long-reach offset-ring wrenches



AS 954G

- 15° thin wall long-reach offset-ring wrenches.
- Thin wall and long profile for maximum accessibility.
- Wrenches used in engine assembly and maintenance.
- OGV profile 12-point ring for powerful tightening.
- Inch sizes 7/32" to 7/8
- Black phosphate finish.

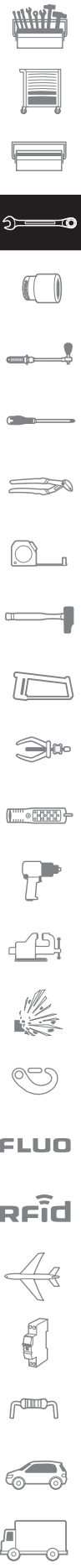
Code	A ["]	B x B1 [mm]	E x E1 [mm]	H [mm]	L [mm]	ΔΔ [g]
57L.7/32x1/4	7/32x1/4	9,5x10,7	6,3x7,3	4	191,8	42
57L.1/4x5/16	1/4x5/16	10,2x11,6	6,3x7,3	4	191,8	42
57L.5/16x3/8	5/16x3/8	11,8x14,6	6,5x7,5	4	231,7	60
57L.3/8x7/16	3/8x7/16	14,6x17,3	7,5x8,7	4	276,4	105
57L.7/16x1/2	7/16x1/2	17,3x18,8	10,4x11,3	5	317,3	185
57L.1/2x9/16	1/2x9/16	18,8x20	12x13,7	6	350,4	272
57L.9/16x5/8	9/16x5/8	20x22,8	13,7x14	6	350,4	278
57L.5/8x3/4	5/8x3/4	22,8x26,5	14x15,1	7	390,3	393
57L.11/16x13/16	11/16x13/16	25,4x30	14x15,1	8	396,1	503
57L.25/32x7/8	25/32x7/8	28,5x31	16,7x17	8	409,7	529

MOD.57L - Sets of metric and inch offset-ring wrenches and Spline in thermoformed and foam trays



- Compatible with the FACOM modular storage system: suited to CHRONO, JET, CHRONO XL, CHRONO+, JET XL and JET+ roller cabinets.

Code	A ["]	A [mm]	Contents	Qty	ΔΔ [kg]
MODM.57LJ7		5.5x7 - 8x9 - 10x11 - 12x13 - 12x14 - 17x19 - 18x20	PM. MOD57LJ7	7	1,4
MODM.57LJU5	7/32x1/4 - 5/16x3/8 - 7/16x1/2 - 1/2x9/16 - 5/8x3/4		PM. MOD57LJU5	5	1
MODM.57LSPL6		7x9 - 8x10 - 12x14 - 16x18 - 18x20 - 22x24	PM. MOD57LSPL6	6	1
MOD.57LJ6		5.5x7 - 8x9 - 10x11 - 12x13 - 12x14 - 17x19	PL.697	6	1

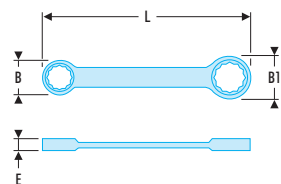


FLUO

Rfid

STRAIGHT SERIES

59 - Metric straight offset-ring wrenches



NF ISO 10103, NF ISO 1711-1, NF ISO 691, ISO 10103, ISO 1711-1, ISO 691, DIN 837, DIN ISO 1711-1, DIN ISO 691

- Straight offset-ring wrenches: the slim heads and short shank allows to work in dense mechanical assemblies.
- OGV® profile with 12-point ring for powerful tightening while protecting the nut.
- Metric sizes: 6 to 32 mm.
- Presentation: satin chrome finish.



➤	A [mm]	B x B1 [mm]	E [mm]	Width l [mm]	L [mm]	[g]
59.6X7	6X7	10,8 x 12,0	5,0	100	120	10
59.8X9	8X9	13,2 x 14,5	5,5	115	135	16
59.10X11	10X11	15,8 x 17,2	6,4	128	150	28
59.12X13	12X13	19,8 x 21,2	7,2	143	165	40
59.14X15	14X15	21,2 x 24,4	7,9	157	185	50
59.16X17	16X17	24,2 x 26,5	8,5	168	210	65
59.18X19	18X19	27,0 x 28,6	9,2	189	225	80
59.21X23	21X23	30,5 x 33,6	9,9	217	240	130
59.22X24	22X24	32,0 x 35,2	10,6	217	255	130
59.26X28	26X28	36,5 x 39,2	11,3	265	270	230
59.27X29	27X29	39,2 x 43,6	12,6	285	315	270
59.30X32	30X32	45,0 x 48,0	13,8	285	335	280

59 - Metric straight offset-ring wrenches sets



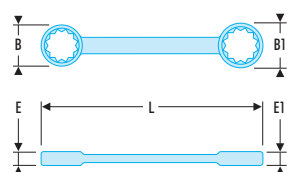
NF ISO 10103, NF ISO 1711-1, NF ISO 691, ISO 10103, ISO 1711-1, ISO 691, DIN 837, DIN ISO 1711-1, DIN ISO 691

- Presentation: supplied as box or roll sets.



➤	A [mm]	Contents	Qty	ΔΔ [g]
59.JN6	8x9 - 10x11 - 12x13 - 14x15 - 16x17 - 18x19	Box	6	280
59.JE12	6x7 - 8x9 - 10x11 - 12x13 - 14x15 - 16x17 - 18x19 - 21x23 - 22x24 - 26x28 - 27x29 - 30x32	Box	12	1300
59.JN8T	8x9 - 10x11 - 12x13 - 14x15 - 16x17 - 18x19 - 21x23 - 22x24	Roll: N.38A-8C	8	570

59TX - Straight ring wrenches with Torx® profile



- Straight ring wrenches with Torx® profile: ideal in locations where access in height is limited and/or impossible with a ratchet + socket.
- 30° increment by flipping the wrench thanks to special broaching.
- Torx dimensions: from E6 to E24.
- Presentation: satin chrome finish.



➤	B x B1 [mm]	E x E1 [mm]	L [mm]	Torx [No]	ΔΔ [g]
59TX.6X8	9,1 x 11,1	5,2 x 6,3	113	E6 x E8	15
59TX.10X12	12,7 x 14,8	7,0 x 8,2	141	E10 x E12	35
59TX.14X18	17,3 x 21,8	8,0 x 9,5	181	E14 x E18	65
59TX.20X24	24,6 x 28,7	11,0 x 13,5	224	E20 x E24	190

Set of 4 straight ring wrenches with Torx® profile



- Straight ring wrenches with Torx® profile: ideal in locations where access in height is limited and/or impossible with a ratchet + socket.
- 30° increment by flipping the wrench thanks to special broaching.
- Set of 4 wrenches: E6xE8 - E10xE12 - E14xE18 - E20xE24.
- Presentation: satin chrome finish.



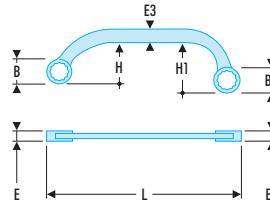
➤	Torx [No]	Qty	ΔΔ [g]
59TX.J4	E6 x E8, E10 x E12, E14 x E18, E20 x E24	4	315

HALF-MOON SERIES

57 - Metric half-moon offset-ring wrenches

NF ISO 3318, NF ISO 1711-1, NF ISO 691, ISO 3318, ISO 1711-1, ISO 691, DIN ISO 1711-1, DIN ISO 691

- Half-moon offset-ring wrenches: the half-moon shape allows to manoeuvre nuts inaccessible with a classical tool.
- OGV® profile with 12-point ring for powerful tightening while protecting the nut.
- Metric sizes: 10 to 22 mm.
- Presentation: satin chrome finish.



57	A [mm]	B x B1 [mm]	E x E1 [mm]	E3 [mm]	H x H1 [mm]	L [mm]	ΔΔ [g]
57.10X12	10X12	15,2 x 18,0	6,4 x 6,7	9,7	33,0 x 44,2	142	85
57.11X13	11X13	18,2 x 21,1	7,9 x 8,4	11,3	43,8 x 55,3	165	85
57.13X15	13X15	22,0 x 25,0	8,1 x 9,2	13,3	54,5 x 66,0	191	100
57.14X16	14X16	22,0 x 25,0	8,1 x 9,2	13,3	54,5 x 66,0	191	180

57	A [mm]	B x B1 [mm]	E x E1 [mm]	E3 [mm]	H x H1 [mm]	L [mm]	ΔΔ [g]
57.14X17	14X17	22,0 x 25,0	8,1 x 9,2	13,3	54,5 x 66,0	191	180
57.15X17	15X17	25,2 x 27,8	9,0 x 10,0	13,8	56,0 x 67,2	220	180
57.16X18	16X18	25,2 x 27,8	9,0 x 10,0	13,8	56,0 x 67,2	220	215
57.19X22	19X22	28,2 x 32,2	9,9 x 11,3	15,5	66,5 x 78,5	255	280

Set of 5 metric half-moon offset-ring wrenches

NF ISO 3318, NF ISO 1711-1, NF ISO 691, ISO 3318, ISO 1711-1, ISO 691, DIN ISO 1711-1, DIN ISO 691

- Half-moon offset-ring wrenches: the half-moon shape allows to manoeuvre nuts inaccessible with a classical tool.
- OGV® profile with 12-point ring for powerful tightening while protecting the nut.
- Presentation: satin chrome finish.



57	A [mm]	Qty	ΔΔ [g]
57.JE5	57.10x12 - 11x13 - 14x17 - 16x18 - 19x22	5	850

RATCHET RING WRENCHES

Save time

For ratchet ring wrenches, see p. 211

SERIES 64



SERIES 65

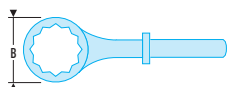
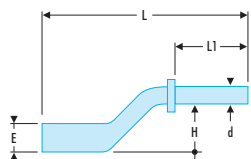


FLUO

RFid

POWER SERIES

54A - Metric "heavy-duty" offset-ring wrenches



<p>54A.24 - 54A.30 L2 (54A.24 + 54.M1B) = 555 mm L2 (54A.30 + 54.M1B) = 565 mm</p>	<p>54A.46 - 54A.50 - 54A.55 L2 (54A.46 + 54.M3B) = 910 mm L2 (54A.50 + 54.M3B) = 920 mm L2 (54A.55 + 54.M3B) = 925 mm</p>
<p>54A.32 - 54A.36 - 54A.41 L2 (54A.32 + 54.M2B) = 730 mm L2 (54A.36 + 54.M2B) = 735 mm L2 (54A.41 + 54.M2B) = 748 mm</p>	<p>54A.60 - 54A.65 - 54A.70 L2 (54A.60 + 54.M4B) = 1050 mm L2 (54A.65 + 54.M4B) = 1060 mm L2 (54A.70 + 54.M4B) = 1065 mm</p>

NF ISO 691, ISO 691, DIN ISO 691

- "Heavy-duty" offset-ring wrenches: wrenches for tight (unlocking, thanks to high strength of the polygonal head and long adaptable handle (to be ordered separately).
- Ring offset to clear fingers or obstacles. Ideal for series of nuts.
- Handle to use: 54.M1B for the dimensions 24 and 30 mm; 54.M2B for the dimensions 32 to 41 mm; 54.M3B for the dimensions 46 to 55 mm; 54.M4B for the dimensions 60 to 70 mm.
- Metric sizes: 24 to 70 mm.
- Presentation: satin chrome finish.



54	A [mm]	B [mm]	d [mm]	E [mm]	H [mm]	L [mm]	L1 [mm]	ΔΔ [g]
54A.24	24	38,0	18,5	17,0	29,5	180	85	380
54A.30	30	48,0	18,5	18,0	33,5	200	95	550
54A.32	32	49,0	21,5	18,0	34,0	235	116	700
54A.36	36	54,0	21,5	20,0	35,5	245	120	840
54A.41	41	62,0	21,5	22,0	39,5	265	127	1000
54A.46	46	69,0	24,5	23,0	40,0	280	129	1300
54A.50	50	76,0	24,5	25,5	42,5	290	129	1500
54A.55	55	81,0	24,5	28,0	45,5	300	136	1500
54A.60	60	90,0	29,5	30,5	49,0	345	156	2300
54A.65	65	98,0	29,5	33,0	53,0	355	158	2400
54A.70	70	105,0	29,5	35,5	55,0	365	160	2800

54.MB - Handle




- Handle to use: 54.M1B for the dimensions 24 and 30 mm; 54.M2B for the dimensions 32 to 41 mm; 54.M3B for the dimensions 46 to 55 mm; 54.M4B for the dimensions 60 to 70 mm.
- Presentation: satin chrome finish.



54	ΔΔ [g]
54.M1B	613
54.M2B	1185
54.M3B	2748
54.M4B	2862

Metric "heavy-duty" offset-ring wrenches set



NF ISO 691, ISO 691, DIN ISO 691

- Supplied without handle: 54.M1B, 54.M2B, 54.M3B.
- Presentation: on panel.



54	A [mm]	Contents	Handle	Qty	ΔΔ [kg]
54.P9M	24 - 30 - 32 - 36 - 41 - 46 - 50 - 55	PK.1	54.M1B, 54.M2B, 54.M3B	11	15.4

IMPACT SERIES

51BS 'HIGH SAFETY' SLOGGING WRENCHES

Innovative fastening system

- Work safely: no need to hold the wrench.
- Increase productivity: single-handed operation with no accessories required.

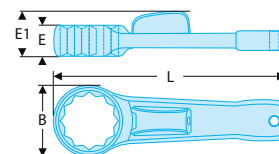


51BS - Metric safety slogging wrenches

- Patented mechanism to lock the wrench on the screw.
- No need to hold the wrench when striking=no risk of injuries, maximum security.
- Innovative & Easy to use unlock trigger.
- Hook for work at height.
- Metric sizes from 24 to 80mm.
- Presentation: black phosphate.



51BS	A [mm]	B [mm]	E [mm]	E1 [mm]	L [mm]	ΔΔ [kg]
51BS.24	24	45	19.5	32.5	180	0,510
51BS.27	27	45	19.5	32.5	180	0,493
51BS.30	30	48	21	33.8	195	0,607
51BS.32	32	51	21.5	34.2	195	0,649
51BS.36	36	59	25	37.2	205	0,904
51BS.41	41	62	26	37.2	231	0,904
51BS.46	46	71	28	39.0	240	1.7
51BS.50	50	75	31	41.0	255	1.5
51BS.55	55	80	35	47.5	270	2.0
51BS.60	60	85	38	49.5	280	2.3
51BS.65	65	93	41	48.0	300	2.7
51BS.70	70	102	43	58.0	320	3.5
51BS.75	75	108	48	60.0	330	3.8
51BS.80	80	118	52	63.0	360	4.7



51B - Metric polygon impact wrenches



- Polygon impact wrenches: use with a sledgehammer or pneumatic hammer for heavy mechanical (un)blocking.
- Wrenches forged in resilient steel to withstand impact.
- Metric dimensions: 24 to 115 mm.
- Burnished finish.

51B	A [mm]	B [mm]	E [mm]	L [mm]	ΔΔ [kg]
51B.24	24	42	19	165	0,297
51B.27	27	45	19.5	180	0,360
51B.30	30	48	21	195	0,490
51B.32	32	51	21.5	195	0,547
51B.34	34	51	21.5	195	0,547
51B.36	36	56	24	205	0,787
51B.38	38	56	24	205	0,787
51B.40	40	62	26	230	1.0
51B.41	41	62	26	230	1.0
51B.42	42	62	26	230	1.0
51B.44	44	71	28	240	1.3
51B.45	45	71	28	240	1.3
51B.46	46	71	28	240	1.3
51B.50	50	75	31	255	1.6
51B.55	55	80	35	270	2.0
51B.56	56	80	35	270	2.0
51B.58	58	80	35	270	2.0
51B.60	60	85	38	280	2.3
51B.65	65	93	41	300	3.0
51B.70	70	102	43	320	3.6
51B.75	75	108	48	330	4.0
51B.80	80	118	52	360	5.2
51B.85	85	118	52	360	5.2
51B.95	95	134	55	400	6.9
51B.100	100	134	55	400	6.9
51B.105	105	170	58	435	11.2
51B.110	110	170	58	435	11.2
51B.115	115	170	58	435	11.2

51B - Inch polygon impact wrenches



- Polygon impact wrenches: use with a sledgehammer or pneumatic hammer for heavy mechanical (un)blocking.
- Wrenches forged in resilient steel to withstand impact.
- Inch dimensions: 1" to 4"1/8.
- Burnished finish.

51B	A ["]	B [mm]	E [mm]	L [mm]	ΔΔ [kg]
51B.1P	1"	42	19	165	0,267
51B.1P1/2	1 1/2"	56	24	205	0,787
51B.1P1/4	1 1/4"	51	21.5	195	0,547
51B.1P1/8	1 1/8"	48	21	195	0,490
51B.1P11/16	1 11/16"	71	28	240	1.3
51B.1P13/16	1 13/16"	71	28	240	1.3
51B.1P15/16	1 15/16"	75	31	255	1.6
51B.1P3/4	1 3/4"	71	28	240	1.3
51B.1P3/8	1 3/8"	56	24	205	0,787
51B.1P5/16	1 5/16"	51	21.5	195	0,547
51B.1P5/8	1 5/8"	62	26	230	1.0
51B.1P7/16	1 7/16"	56	24	205	0,787
51B.1P7/8	1 7/8"	75	31	255	1.6
51B.2P	2"	75	31	255	1.6
51B.2P1/2	2 1/2"	93	41	300	3.0
51B.2P1/4	2 1/4"	80	35	270	2.0
51B.2P1/8	2 1/8"	80	35	270	2.0
51B.2P15/16	2 15/16"	108	48	330	4.0
51B.2P3/16	2 3/16"	80	35	270	2.0
51B.2P3/4	2 3/4"	102	43	320	3.6
51B.2P3/8	2 3/8"	85	38	280	2.3
51B.2P5/16	2 5/16"	85	38	280	2.3
51B.2P5/8	2 5/8"	102	43	320	3.6
51B.3P	3"	108	48	330	4.0
51B.3P1/2	3 1/2"	134	55	400	6.9
51B.3P1/8	3 1/8"	118	52	360	5.2
51B.3P3/4	3 3/4"	134	55	400	6.9
51B.3P3/8	3 3/8"	118	52	360	5.2
51B.3P7/8	3 7/8"	134	55	400	6.9
51B.4P1/4	4 1/4"	170	58	435	11.2
51B.4P1/8	4 1/8"	170	58	435	11.2

HOLDING HANDLE FACOM EXCLUSIVE

**Slogging wrench
SAFETY HANDLE**



Many accidents involve slogging wrenches. A survey led in large industrial sites (petrochemicals, heavy chemicals, cement plants, naval repair, metallurgy, PW and mining operations) show a high percentage of accidents.

FACOM has designed a protection handle for slogging wrenches:

- Fast and easy fitting for easy and stress free use.
- The FACOM handle combines maximum safety and minimum cost: adapts to all traditional slogging wrenches.



The handle allows access with maximum safety for a minimum cost: no need to change all slogging wrenches.

Moves the operator's hand out of the impact zone. Key integral with the safety handle = no risk of wrench falling. Hand guard in "soft" material. Suited to all models:

- Facom ring wrenches.
- Ring wrenches by other manufacturers.
- Open end wrenches. Suited to all opening dimensions from 24 mm to 75 mm.

Other safety advice



Wear safety goggles, gloves, shoes, hard hat.

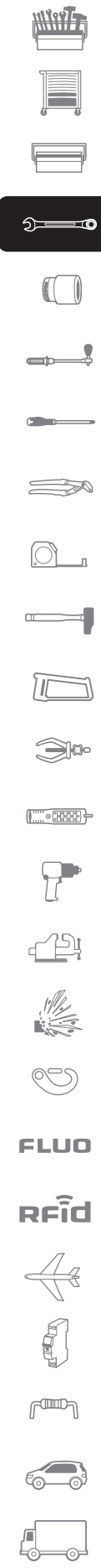
■ Safety handle for slogging wrenches

- Safety:
 - The user's hand is outside the impact zone.
 - Hand safety guard in "soft" material.
 - Safety instruction pictograms.
- Simple and fast execution:
 - Less than 10s to position the wrench on the safety handle.
 - Locking mechanism.
 - Adapts to all sizes from 24 mm to 75 mm.
 - Adapts to all for slogging wrench models.

Supplied with an additional strap.



	$\Delta\Delta$ [g]
50.SH	250



STANDARD SERIES

ANGLED OPEN-SOCKET WRENCHES

Specific through-hole and deep recess

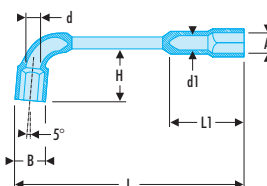
Specific angle and through-hole design: accommodates threaded rods or a bar for extra leverage without affecting wrench strength. Deep recess at one end: tightening possible even with protruding studs. Ring height allows for maximum strength on "tall" nuts.



75 - Forged metric 6 x 6 point angled open-socket wrenches



75 - Forged inch 6 x 6 point angled open-socket wrenches



NF ISO 2236, NF ISO 691, ISO 2236, ISO 691, DIN ISO 691

- Angled socket wrenches: wrenches designed for powerful unlocking.
- Short head and long head: 6-point.
- Opening of the short head for passing threaded rods.
- Metric sizes: 6 to 38 mm.
- Presentation: satin chrome finish.

- Angled socket wrenches: wrenches designed for powerful unlocking.
- Short head and long head: 6-point.
- Opening of the short head for passing threaded rods.
- Dimensions in inches: from 1/4" to 1".
- Presentation: satin chrome finish.

Ø	A [mm]	B [mm]	d [mm]	d1 [mm]	H [mm]	L [mm]	L1 [mm]	ΔΔ [g]
75.6	6	10,0	4,5	4,5	15	102	21	30
75.7	7	11,0	4,5	4,5	17	106	22	35
75.8	8	12,5	7,0	6,0	19	114	25	60
75.9	9	13,5	7,0	6,0	20	122	26	65
75.10	10	15,0	8,0	7,0	24	129	28	95
75.11	11	16,5	8,0	7,0	25	136	30	115
75.12	12	18,0	9,0	8,0	28	144	36	155
75.13	13	19,5	9,0	8,0	30	152	38	175
75.14	14	21,0	10,5	9,0	32	160	40	205
75.15	15	22,5	10,5	10,0	34	169	42	230
75.16	16	24,0	13,0	12,0	37	178	46	285
75.17	17	25,5	13,0	12,0	39	187	48	315
75.18	18	26,5	13,0	12,0	40	195	50	365
75.19	19	28,5	15,0	12,0	41	204	51	430
75.20	20	29,5	15,0	13,0	43	212	53	440
75.21	21	30,5	15,0	14,0	46	221	55	490
75.22	22	32,0	15,0	14,0	48	230	57	535
75.23	23	33,5	18,0	15,0	51	240	64	625
75.24	24	34,5	18,0	16,0	54	250	67	660
75.25	25	36,0	20,0	17,0	56	260	69	785
75.26	26	37,0	20,0	17,0	57	270	70	795
75.27	27	38,0	22,0	19,0	58	280	73	950
75.28	28	39,5	22,0	19,0	60	290	75	950
75.29	29	41,0	22,0	19,0	62	300	76	1000
75.30	30	42,0	24,0	21,0	64	310	83	1300
75.31	31	43,5	24,0	22,6	70	320	86	1400
75.32	32	44,5	24,0	22,6	74	330	88	1400
75.33	33	46,0	27,0	24,0	79	340	92	1500
75.34	34	47,0	27,0	24,0	80	350	95	1600
75.35	35	48,5	27,0	24,0	81	360	96	1600
75.36	36	49,5	27,0	24,0	82	370	97	
75.38	38	52,0	28,0	25,0	85	390	99	

Ø	A ["]	B [mm]	d [mm]	d1 [mm]	H [mm]	L [mm]	L1 [mm]	ΔΔ [g]
75.1/4	1/4	10,0	4,5	4,5	15	102	21	30
75.5/8	5/16	12,5	7,0	6,0	19	114	25	60
75.3/8	3/8	15,0	8,0	7,0	24	129	28	95
75.7/16	7/16	16,5	8,0	7,0	25	136	30	115
75.1/2	1/2	19,5	9,0	8,0	30	152	38	175
75.9/16	9/16	22,5	10,5	10,0	34	169	42	230
75.5/8	5/8	24,0	13,0	12,0	37	178	46	285
75.11/16	11/16	26,5	13,0	12,0	40	195	50	365
75.3/4	3/4	28,5	15,0	12,0	41	204	51	430
75.13/16	13/16	30,5	15,0	14,0	46	221	55	490
75.7/8	7/8	33,5	18,0	15,0	51	240	64	625
75.15/16	15/16	34,5	18,0	16,0	54	250	67	660
75.1'	1"	37,0	20,0	17,0	57	270	70	795



75 - Metric and inch angled socket wrench sets

NF ISO 2236, NF ISO 691, ISO 2236, ISO 691, DIN ISO 691

• Presentation: supplied as box or panel sets.



Ref	A ["]	A [mm]	Contents	Qty	ΔΔ [kg]
75.JN8		8 - 10 - 11 - 13 - 17 - 19 - 22 - 24	Box	8	2.4
75.JN10		8 - 10 - 11 - 12 - 13 - 14 - 16 - 17 - 18 - 19	Box	10	2.2
75.J12		7 - 8 - 10 - 11 - 12 - 13 - 16 - 17 - 18 - 19 - 22 - 24	Box	12	3.4
75.JE16		8 - 9 - 10 - 11 - 12 - 13 - 14 - 15 - 16 - 17 - 18 - 19 - 21 - 22 - 23 - 24	Box	16	4.7
75.P22M		8 - 9 - 10 - 11 - 12 - 13 - 14 - 15 - 16 - 17 - 18 - 19 - 21 - 22 - 23 - 24 - 26 - 27 - 28 - 29 - 30 - 32	Panel: PK.1	22	13.4
75.JU10	5/16 - 3/8 - 7/16 - 1/2 - 9/16 - 5/8 - 11/16 - 3/4 - 13/16 - 7/8	-	Box	10	2.8

Metric angled socket wrench sets in heat formed tray

• Compatible with the FACOM modular storage system: compatible with CHRONO, JET, CHRONO XL, CHRONO+, JETXL and JET+ roller cabinets.



Ref	A [mm]	H [mm]	I [mm]	L [mm]	Contents	Qty	ΔΔ [kg]
MOD.75-1	8 - 10 - 11 - 12 - 13 - 14 - 16 - 17 - 18 - 19	40	175	418	Tray: PL.625	10	2.501

Metric angled socket wrench sets in foam tray

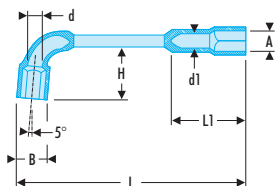
• Compatible with the FACOM modular storage system: compatible with CHRONO XL, CHRONO+, JETXL and JET+ roller cabinets.



Ref	A [mm]	H [mm]	I [mm]	L [mm]	Contents	Qty	ΔΔ [kg]
MODM.75	7 - 8 - 9 - 10 - 11 - 12 - 13 - 14 - 15 - 16 - 17 - 18 - 19	45	188	418	PM.MOD75	13	2.7



76 - Forged metric 12 x 6 point angled open-socket wrenches



NF ISO 2236, NF ISO 691, ISO 2236, ISO 691, DIN ISO 691

- Angled socket wrenches: wrenches designed for powerful unlocking.
- 12-point short head for 30° increment and 6-point long head.
- Opening of the short head for passing threaded rods.
- Metric sizes: 6 to 38 mm.
- Presentation: satin chrome finish.

76	A [mm]	B [mm]	d [mm]	d1 [mm]	H [mm]	L [mm]	L1 [mm]	ΔΔ [g]
76.6	6	10,0	4,5	4,5	16	102	21	30
76.7	7	11,0	4,5	4,5	17	106	22	35
76.8	8	12,5	7,0	6,0	19	114	25	60
76.9	9	13,5	7,0	6,0	20	122	26	65
76.10	10	15,0	8,0	7,0	24	129	28	95
76.11	11	16,5	8,0	7,0	25	136	30	115
76.12	12	18,0	9,0	8,0	28	144	36	155
76.13	13	19,5	9,0	8,0	30	152	38	175
76.14	14	21,0	10,5	9,0	32	160	40	205
76.15	15	22,5	10,5	10,0	34	169	42	230
76.16	16	24,0	13,0	12,0	37	178	46	285
76.17	17	25,5	13,0	12,0	39	187	48	315
76.18	18	26,5	13,0	12,0	40	195	50	365
76.19	19	28,5	15,0	12,0	41	204	51	430
76.20	20	29,5	15,0	13,0	43	212	53	440
76.21	21	30,5	15,0	14,0	46	221	55	490
76.22	22	32,0	15,0	14,0	48	230	57	535
76.23	23	33,5	18,0	15,0	51	240	64	625
76.24	24	34,5	18,0	16,0	54	250	67	660
76.25	25	36,0	20,0	17,0	56	260	69	785
76.26	26	37,0	20,0	17,0	57	270	70	795
76.27	27	38,0	22,0	19,0	58	280	73	950
76.28	28	39,5	22,0	19,0	60	290	75	950
76.29	29	41,0	22,0	19,0	62	300	76	1000
76.30	30	42,0	24,0	21,0	64	310	83	1300
76.31	31	43,5	24,0	22,6	70	320	86	1400
76.32	32	44,5	24,0	22,6	74	330	88	1400
76.33	33	46,0	27,0	24,0	79	340	92	1500
76.34	34	47,0	27,0	24,0	80	350	95	1600
76.35	35	48,5	27,0	24,0	81	360	96	1600
76.36	36	49,5	27,0	24,0	82	370	97	1700
76.38	38	52,0	28,0	25,0	85	390	99	2100


76 - Metric angled socket wrench sets



NF ISO 2236, NF ISO 691, ISO 2236, ISO 691, DIN ISO 691

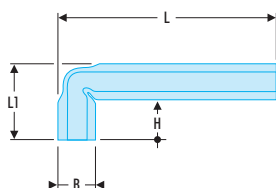
- Presentation: supplied as box or panel sets.

76	A [mm]	Contents	Qty	ΔΔ [kg]
76.JN8	8 - 10 - 11 - 13 - 17 - 19 - 22 - 24	Box	8	2.4
76.JN10	8 - 10 - 11 - 12 - 13 - 14 - 16 - 17 - 18 - 19	Box	10	2.2
76.JE16	8 - 9 - 10 - 11 - 12 - 13 - 14 - 15 - 16 - 17 - 18 - 19 - 21 - 22 - 23 - 24	Box	10	4.7
76.P22M	8 - 9 - 10 - 11 - 12 - 13 - 14 - 15 - 16 - 17 - 18 - 19 - 21 - 22 - 23 - 24 - 26 - 27 - 28 - 29 - 30 - 32	Panel: PK.1	10	13.4



BOX SERIES

92A - Metric angled box wrenches



NF ISO 2236, NF ISO 691, ISO 2236, ISO 691, DIN ISO 691

- Angled box wrenches: allows to work on long threaded rods.
- Passage hole allowing to use shanks: 160A.
- Shank to use: 160A.1 for the dimensions 4 to 23 mm; 160A.2 for the dimensions 24 to 32 mm.
- Metric sizes: 4 to 32 mm.
- Presentation: satin chrome finish.

92A	A [mm]	B [mm]	H [mm]	L [mm]	L1 [mm]	ΔΔ [g]
92A.4	4	8,5	16,5	95	23,5	20
92A.5	5	9,5	16,0	95	23,5	20
92A.5,5	5,5	10,0	17,5	95	25,0	25
92A.6	6	10,5	17,5	100	26,5	30
92A.7	7	11,5	19,5	100	28,5	30
92A.8	8	13,0	20,5	109	31,5	45
92A.9	9	14,5	22,0	109	33,0	50
92A.10	10	16,0	23,0	118	36,5	65
92A.11	11	17,0	23,0	118	36,5	70
92A.12	12	19,0	27,0	127	43,0	100
92A.13	13	20,5	27,0	127	43,0	110
92A.14	14	21,5	31,0	136	49,0	155
92A.15	15	22,5	31,0	136	49,0	160
92A.16	16	24,0	35,0	145	55,0	190
92A.17	17	26,0	35,0	145	55,0	200
92A.18	18	27,5	39,0	154	61,0	225
92A.19	19	28,5	39,0	154	61,0	230
92A.20	20	29,5	41,5	163	66,5	320
92A.21	21	31,0	42,5	163	67,5	325
92A.22	22	32,0	42,5	172	68,0	350
92A.23	23	33,0	46,5	165	72,5	390
92A.24	24	34,5	45,5	175	74,5	415
92A.27	27	38,5	49,0	184	81,0	520
92A.30	30	42,5	53,5	195	86,5	640
92A.32	32	45,0	57,0	200	93,0	785


92A - Metric angled box wrenches sets



NF ISO 2236, NF ISO 691, ISO 2236, ISO 691, DIN ISO 691

- Presentation: supplied as box or rack.

92A	A [mm]	Contents	Qty	ΔΔ [kg]
92A.JE8	8 - 10 - 11 - 13 - 17 - 19 - 22 - 24	Box	8	1.5
92A.P16M	8 - 9 - 10 - 11 - 12 - 13 - 14 - 15 - 16 - 17 - 18 - 19 - 21 - 22 - 23 - 24	Rack: CKS.39A	16	4.0

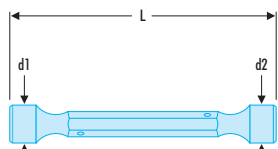


FLUO

RFid

SOCKET SERIES

97 - Metric forged double socket wrenches



Part No.	A [mm]	d [mm]	d1 [mm]	d1 x d2 [mm]	d2 [mm]	L [mm]	ΔΔ [g]
97.6X7	6x7	4,0	9,5	9,5 x 10,7	10,7	110	35
97.8X9	8x9	4,0	12,5	12,5 x 14	14,0	120	50
97.10X11	10x11	6,0	15,0	15 x 16	16,0	130	65
97.12X13	12x13	6,0	17,5	17,5 x 19	19,0	140	110
97.14X15	14x15	6,5	20,0	20 x 21,5	21,5	150	140
97.16X17	16x17	8,2	22,7	22,7 x 24	24,0	160	190

NF ISO 2236, NF ISO 691, ISO 2236, ISO 691, DIN 896, DIN ISO 691

- Double socket wrenches: full opening of the wrench allows passage of very long threaded rods.
- The forged hexagonal body allows tightening with a wrench.
- Passage hole allowing to use shanks: 160A.
- Shank to use: 160A.1 for the dimensions 6x7 à 21x23 mm; 160A.2 for the dimensions 24x26 to 30x32 mm.
- 6-point heads. • 2 dimensions per wrench.
- Metric sizes: 6 to 32 mm.
- Presentation: satin chrome finish.



Metric double-ended forged socket wrench sets



NF ISO 2236, NF ISO 691, ISO 2236, ISO 691, DIN 896, DIN ISO 691

- Presentation: in box.



Part No.	6-point [No]	Contents	Qty	ΔΔ [g]
97.JE6	8x9 - 10x11 - 12x13 - 14x15 - 16x17 - 18x19	Box	6	770

Metric angled socket wrench set in heat formed tray

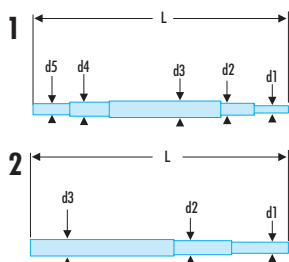


- Compatible with the FACOM modular storage system: compatible with CHRONO, JET, CHRONO XL, CHRONO+, JETXL and JET+ roller cabinets.



Part No.	A [mm]	H [mm]	l [mm]	L [mm]	Contents	Qty	ΔΔ [g]
MOD.97	8X9 - 10X11 - 12X13 - 14X15 - 16X17 - 18X19	40	175	418	PL.359	6	900

160A - Bars for wrenches 91A, 92A and 97



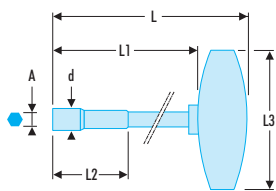

- For 160A.1: Form 1.
- For 160A.2: Form 2.
- Presentation: satin chrome finish.



Part No.	d1 [mm]	d2 [mm]	d3 [mm]	d4 [mm]	d5 [mm]	L [mm]	ΔΔ [g]
160A.1	3,80	5,25	9	7,4	6,25	220	80
160A.2	10,75	12,25	13	-	-	300	280

TEE HANDLE SERIES

74T - Forged socket wrenches with metric tee handle



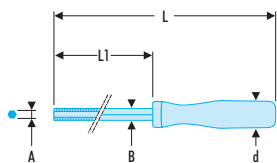
NF ISO 691, ISO 691, DIN ISO 691

- Socket wrenches with Tee handle: allows to apply more power upon unlocking.
- 6-point socket with deep opening for long threads.
- Forged body for maximum strength.
- Metric sizes: 5 to 14 mm.
- Presentation: satin chrome finish.



Ø	A [mm]	L [mm]	L1 [mm]	L2 [mm]	L3 [mm]	ΔΔ [g]
74T.5	5	185	155	29	85	80
74T.5,5	5,5	185	155	34	85	85
74T.6	6	185	155	39	85	100
74T.7	7	185	155	39	85	115
74T.8	8	185	155	54	85	120
74T.9	9	185	155	54	85	120
74T.10	10	185	155	54	85	125
74T.11	11	185	155	54	85	130
74T.12	12	185	155	54	85	135
74T.13	13	185	155	59	85	135
74T.14	14	185	155	59	85	140

94A - Wrenches engaged in tube with metric screwdriver handle




- Wrenches engaged in tube with screwdriver handle: ideal for screws with limited access in height or precision mechanics.
- Tube body to allow unlocking on very long threaded rods.
- Metric sizes: 3.2 to 14 mm.
- Presentation: satin chrome finish.



Ø	A [mm]	B [mm]	d [mm]	L [mm]	L1 [mm]	ΔΔ [g]
94A.3,2	3,2	7	25	225	125	70
94A.4	4	7	25	225	125	75
94A.5	5	7	25	225	125	80
94A.5,5	5,5	7	25	225	125	100
94A.6	6	9	28	235	125	110
94A.7	7	9	28	235	125	125
94A.8	8	11	28	235	125	150
94A.9	9	11	28	235	125	160
94A.10	10	13	32	245	125	165
94A.11	11	13	32	245	125	245
94A.12	12	16	39	260	125	260
94A.13	13	16	39	260	125	275
94A.14	14	18	39	260	125	280

UNIVERSAL JOINT SERIES

■ 98B - Tee socket wrenches with metric slide handle




NF ISO 2236, NF ISO 1711-1, NF ISO 691, ISO 2236, ISO 1711-1, ISO 691, DIN ISO 1711-1, DIN ISO 691

- Socket wrenches with sliding tee handle: ideal for unlocking requiring access or fast execution.
- Sliding control handle with groove:
 - the middle position locking groove allows for rapid approach by rotation between the fingers: "rolling effect".
 - the rod in the extreme position allows a "lever arm" use for powerful unlocking or for clearance in confined locations.
- Metric sizes: 8 - 10 - 12 - 13 - 14 mm.
- Presentation: satin chrome finish.

Series	A [mm]	d1 [mm]	d2 [mm]	d3 [mm]	L [mm]	L1 [mm]	ΔΔ [g]
98B.8	8	12,50	7	7	235	165	160
98B.10	10	15,00	8	8	260	175	245
98B.12	12	17,60	9	9	260	180	305
98B.13	13	19,25	9	9	260	180	310
98B.14	14	20,50	10	10	260	200	380

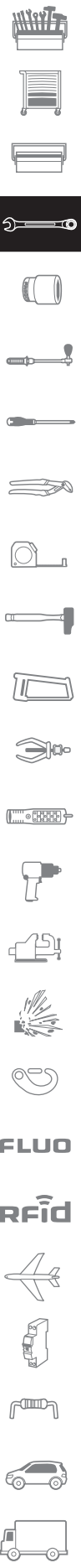
■ 99C - Universal joint tee socket wrenches with metric slide handle



NF ISO 2236, NF ISO 691, ISO 2236, ISO 691, DIN 896, DIN ISO 691

- Universal joint tee handle socket wrenches: the universal joint allows a working angle allowing better access.
- The socket is held in position thanks spring locking.
- Metric sizes: 6 to 19 mm.
- Presentation: satin chrome and polished chrome for the socket.

Series	A [mm]	B [mm]	L [mm]	L1 [mm]	ΔΔ [g]
99C.6	6	10,3	399	165	225
99C.7	7	10,3	399	165	225
99C.8	8	12,6	399	165	225
99C.9	9	13,8	399	175	225
99C.10	10	15,0	431	175	325
99C.11	11	16,5	431	175	325
99C.12	12	17,5	434	175	335
99C.13	13	19,0	466	175	415
99C.14	14	20,5	466	175	430
99C.15	15	21,7	498	180	545
99C.16	16	23,0	499	180	560
99C.17	17	24,0	499	180	560
99C.18	18	24,7	501	180	570
99C.19	19	26,0	523	220	860



UNIVERSAL JOINT SERIES

99C - Universal joint tee socket wrenches set with metric slide handle



NF ISO 2236, NF ISO 691, ISO 691, DIN 896, DIN ISO 691
 • Presentation: supplied as box or panel sets.



ED	A [mm]	Contents	Qty	ΔΔ [kg]
99C.JE8	8 - 9 - 10 - 11 - 12 - 13 - 14 - 17	Box	8	2.9
99C.JE12	7 - 8 - 9 - 10 - 11 - 12 - 13 - 14 - 16 - 17 - 18 - 19	Box	12	4.6
99C.P12E	7 - 8 - 9 - 10 - 11 - 12 - 13 - 14 - 16 - 17 - 18 - 19	Panel: PK.1	12	6.9

Metric universal joint tee socket wrench set in heat formed tray



• Compatible with the FACOM modular storage system: compatible with CHRONO, JET, CHRONO XL, CHRONO+, JETXL and JET+ roller cabinets.



ED	A [mm]	H [mm]	Width I [mm]	L [mm]	Contents	Qty	ΔΔ [kg]
MOD.99B	7 - 8 - 10 - 11 - 13 - 17 - 19	40	525	418	PL.304	7	4.0

Metric universal joint tee socket wrench set in foam tray



• Compatible with the FACOM modular storage system: compatible with CHRONO, JET, CHRONO XL, CHRONO+, JETXL and JET+ roller cabinets.



ED	A [mm]	H [mm]	Width I [mm]	L [mm]	Contents	Qty	ΔΔ [kg]
MODM.99B	7 - 8 - 10 - 11 - 13 - 17 - 19	45	564	418	PM.MOD99B	7	3.5

HINGED SERIES

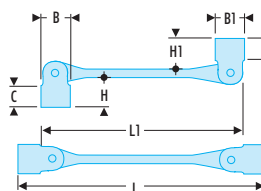
66A - Metric hinged combination wrenches

NF ISO 1711-1, NF ISO 691, ISO 1711-1, ISO 691, DIN ISO 1711-1, DIN ISO 691

- Hinged socket wrenches: the socket can be turned by 180° for maximum access.
- The socket is held in position tanks spring locking.
- OGV® profile with 12-point ring for powerful tightening while protecting the nut.
- Metric sizes: 6 to 23 mm.
- Presentation: satin chrome finish.



66A	A [mm]	B x B1 [mm]	C x C1 [mm]	H x H1 [mm]	L [mm]	L1 [mm]	ΔΔ [g]
66A.6X7	6x7	10,3 x 11,5	15 x 15	23,0 x 23,0	188,5	156	95
66A.8X9	8x9	12,6 x 13,85	15 x 15	23,0 x 23,0	188,5	156	100
66A.10X11	10x11	15,0 x 16,5	18 x 18	26,0 x 26,0	194,5	156	105
66A.10X13	10x13	15,0 x 19,0	21 x 21	31,0 x 31,0	233,5	189,5	190
66A.12X13	12x13	17,5 x 19,0	21 x 21	31,0 x 31,0	233,5	189,5	195
66A.14X15	14x15	20,5 x 21,75	23 x 23	33,0 x 33,0	237,5	231	215
66A.16X17	16x17	23,0 x 24,0	23 x 23	35,0 x 35,0	280,0	231	325
66A.18X19	18x19	24,7 x 26,0	24 x 28	36,0 x 40,0	286,0	231	345
66A.20X22	20x22	27,3 x 30,5	28 x 28	41,5 x 41,5	329,0	270	515
66A.21X23	21x23	28,6 x 31,5	28 x 30	41,5 x 43,5	331,0	270	535



MOD.66A - Metric hinged ratchet socket wrench sets in heat formed tray

- Compatible with the FACOM modular storage system: compatible with CHRONO, JET, CHRONO XL, CHRONO+, JETXL and JET+ roller cabinets.



MOD.66A	A [mm]	H [mm]	Width [mm]	L [mm]	Contents	Qty	ΔΔ [g]
MOD.66A-1	6X7 - 8X9 - 10X11 - 12X13 - 14X15 - 16X17	40	175	418	PL.319A	6	940
MOD.66A-2	18X19 - 20X22 - 66A.21X23	40	175	418	PL.320	3	1600

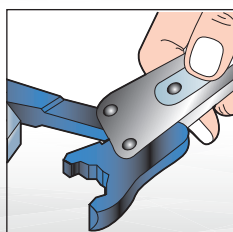


RATCHET SERIES

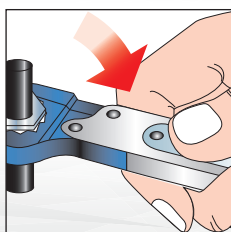
RATCHET FLARE-NUT WRENCHES

Ratchet effect and accessibility!

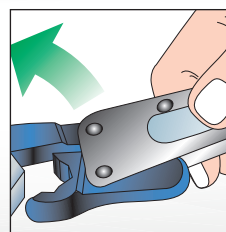
- Positioning is straight forward, even with little clearance around the pipe.



- Torque is applied over all six flats for optimum drive.

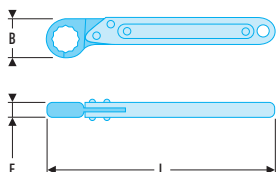


- Ratchet action without wrench removal: completes work five times faster than with a conventional tool.



- Fast tools for pipe unions in a variety of applications such as automotive, construction, air conditioning, refrigeration, aerospace and plumbing, etc.

70A - Straight flare-nut wrenches with metric web



- Flare nut ratchets: the wrench opens to pass around the pipe and closes down on the nut for optimum grip. The special shape of the wrench allows for a ratchet effect.
- Fast tightening on all piping in automotive, trucking, public works, compressors, refrigeration, aeronautics, sanitation.
- 6-point head: 7 to 10 mm - 12-point head: 11 to 32 mm.
- Hanging hole at end of handle: wrenches stored on panel or hung to avoid loss or fall.
- Metric sizes: 8 to 32 mm.
- Presentation: satin chrome handle / burnished head.

70A	A [mm]	B [mm]	E [mm]	L [mm]	ΔΔ [g]
70A.8	8	24,6	7,0	139,5	90
70A.9	9	24,6	7,0	139,5	90
70A.10	10	24,6	7,0	139,5	90
70A.11	11	25,4	7,2	141,0	90
70A.12	12	27,5	7,2	141,0	85
70A.13	13	27,5	7,2	141,0	90
70A.14	14	35,7	10,0	191,0	180
70A.16	16	35,7	10,0	191,0	175

70A	A [mm]	B [mm]	E [mm]	L [mm]	ΔΔ [g]
70A.17	17	35,7	10,0	191,0	175
70A.18	18	35,7	10,0	191,0	170
70A.19	19	37,0	10,0	191,0	160
70A.22	22	40,7	13,0	233,0	295
70A.24	24	43,2	13,0	235,0	300
70A.27	27	55,5	14,1	325,0	605
70A.30	30	56,4	15,9	325,0	615
70A.32	32	58,5	15,9	325,0	625

70A - Metric ratchet flare-nut wrenches sets



- Presentation: supplied as box or roll sets.



70A	A [mm]	Contents	Qty	ΔΔ [g]
70A.JN6	8 - 10 - 11 - 13 - 17 - 19	Box	6	560
70A.JE5T	14 - 16 - 17 - 18 - 19	Roll: N.38A-5A	5	720

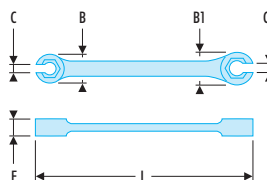
STANDARD SERIES

43 - Straight flare-nut wrenches with metric web

- Flare nut wrenches with web: the head is reinforced by toile allowing for powerful unlocking. Examples: brake hoses, injector nut.
- The toile also holds the wrench on the nut.
- Short handle for better handling.
- Metric sizes: 7 to 19 mm.
- Presentation: satin chrome finish.



Series	A [mm]	B x B1 [mm]	C x C1 [mm]	E [mm]	L [mm]	ΔΔ [g]
43.7X9	7X9	15,6 x 18,3	5,0 x 6,6	10,0	124	40
43.8X10	8X10	16,6 x 19,1	5,9 x 7,4	10,0	124	40
43.10X11	10X11	19,1 x 20,0	7,4 x 8,1	10,0	124	45
43.11X13	11X13	20,0 x 22,9	8,1 x 9,5	11,5	143	65
43.12X14	12X14	22,3 x 24,6	8,9 x 10,3	11,5	143	70
43.17X19	17X19	28,3 x 31,4	12,6 x 14,1	13,0	162	100



43 - Straight flare-nut wrenches set with metric web

- Presentation: supplied in roll.



Series	A [mm]	Contents	Qty	ΔΔ [g]
43.JE5T	7x9 - 8x10 - 11x13 - 12x14 - 17x19	Roll: N.38A-5B	5	330

43 - Straight flare nut set with metric web in heat formed tray

- Compatible with the FACOM modular storage system: compatible with CHRONO, JET, CHRONO XL, CHRONO+, JETXL and JET+ roller cabinets.

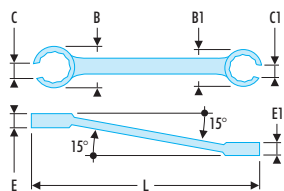



Series	A [mm]	H [mm]	I [mm]	L [mm]	Contents	Qty	ΔΔ [g]
MOD.43	7X9 - 8X10 - 11X13 - 12X14 - 17X19	40	175	418	PL.365	5	960



STANDARD SERIES

42 - Metric 15° hinged flare nut wrenches

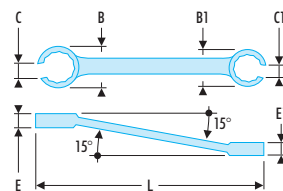


DIN 3118, ISO 691

- 15° hinged flare nut wrenches: facilitates access to the nuts.
- 6-point head: from 8x10 to 12x14 mm - 12-point head: from 14x17 to 36x41 mm.
- Metric sizes: 8 to 41 mm.
- Presentation: satin chrome finish.

Ø	A [mm]	B x B1 [mm]	C x C1 [mm]	E [mm]	E1 [mm]	L [mm]	ΔΔ [g]
42.8X10	8X10	17,9 x 19,4	6 x 7	6,5	7,5	140	55
42.10X11	10X11	19,4 x 21,4	7 x 9	8,0	8,5	154	65
42.10X12	10X12	19,4 x 21,4	7 x 9	8,0	8,5	154	65
42.11X13	11X13	21,4 x 25,4	9 x 11	8,5	10,5	175	110
42.12X14	12X14	21,4 x 25,4	9 x 11	11,0	12,5	175	120
42.14X17	14X17	27,4 x 31,4	11 x 14	11,0	12,5	197	135
42.17X19	17X19	31,4 x 33,4	14 x 15	12,0	13,0	215	175
42.19X22	19X22	33,4 x 38,4	15 x 17	13,0	14,0	230	210
42.22X24	22X24	38,4 x 41,9	17 x 18	15,0	16,0	245	270
42.24X27	24X27	42,4 x 46,4	18 x 20	16,0	17,0	260	290
42.30X32	30X32	50,4 x 52,4	22 x 24	19,5	21,0	300	480
42.36X41	36X41	61,0 x 68,0	25 x 32	25,0	27,0	320	1100

42 - Inch 15° hinged flare nut wrenches



ASME B107.100

- 15° hinged flare nut wrenches: facilitates access to the nuts.
- 6-point head: 5/16x3/8 and 7/16x1/2 - 12-point head: from 9/16x5/8 to 1"x1"1/8.
- Dimensions in inches: from 5/16" to 1"1/8.
- Presentation: satin chrome finish.

Ø	A ["]	B x B1 [mm]	C x C1 [mm]	E [mm]	E1 [mm]	L [mm]	ΔΔ [g]
42.5/16x3/8	5/16x3/8	17,9 x 19,4	6 x 7	6,5	7,5	140	55
42.7/16x1/2	7/16x1/2	21,4 x 25,4	9 x 11	8,5	10,5	175	110
42.9/16x5/8	9/16x5/8	27,4 x 31,4	11 x 14	11,0	12,5	197	135
42.11/16x3/4	11/16x3/4	31,4 x 33,4	14 x 15	12,0	13,0	215	175
42.3/4x7/8	3/4x7/8	33,4 x 38,4	15 x 17	13,0	14,0	230	210
42.1"x1"1/8	1"x1"1/8	50,4 x 52,4	18 x 20	19,5	21,0	300	290

Set of 5 metric flare-nut wrench angled at 15°



- Presentation: supplied in roll.



Ø	A [mm]	Contents	Qty	ΔΔ [g]
42.JE5T	8x10 - 11x13 - 12x14 - 17x19 - 22x24	Roll : N.38A-5A	5	770

SERIES FOR LATERAL NOTCH NUTS

HOOK AND PIN WRENCHES










More versatility
with FACOM hook
and pin wrenches

Adjustable models
= multiple opening
(Hinged or with rack)

One hinged wrench instead of several fixed wrenches.

More choice

- Hook and pin wrenches: side-hole nuts / transmission of tightening or removal sleeves, mandrels.
- Double hook and pin wrenches: ball joint bearing nuts,...

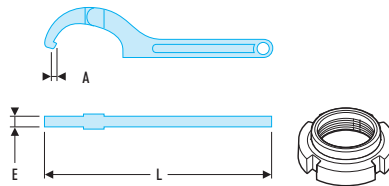
	Pin type	Series	
		Single pin	Double pin
For nuts with side holes	For nuts with side holes 		115A, 119 
	For nuts with side holes 	126A 	116 
For nuts with top holes	For nuts with top holes 		118.A 
	For nuts with top holes 		117.B 

125A - Hinged models

- The hinge is fitted with a spring washer guaranteeing smooth and reliable operation.
- These 5 dimensions replace more wrenches than classical fixed models.
- Capacity: 15 to 180 mm.
- Presentation: satin chrome finish.



Series	A [mm]	d [mm]	E [mm]	L [mm]	ΔΔ [g]
125A.35	3,0	15 - 35	5	168	80
125A.50	4,0	35 - 50	6	202	170
125A.80	5,0	50 - 80	8	280	380
125A.120	5,5	80 - 120	9	345	700
125A.180	7,5	120 - 180	11	492	1500

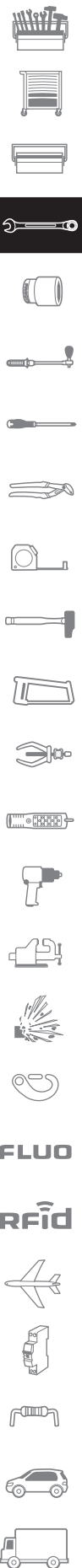
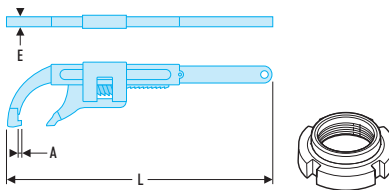


115A - Monkey wrench

- Capacity: 10 to 200 mm.
- Presentation: satin chrome finish.

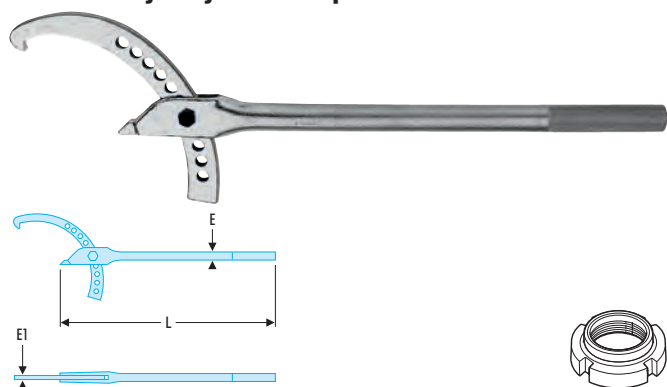


Series	A [mm]	d [mm]	E [mm]	Width l [mm]	L [mm]	ΔΔ [g]
115A.50	4	10 - 50	4	215	213	340
115A.100	5	20 - 100	5	360	347	800
115A.200	7	30 - 200	7	550	548	1900



SERIES FOR LATERAL NOTCH NUTS

119 - Heavy-duty hook and pin wrenches



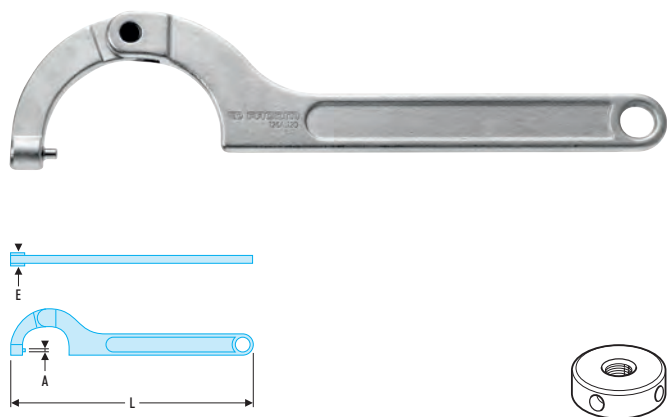
- Replaces many classical model wrenches thanks to its 11 adjustment points in opening.
- Hook: forged and treated for high hardness.
- Capacity: 120 to 324 mm.
- Presentation: satin chrome finish.



ED	d [mm]	E [mm]	E1 [mm]	L [mm]	ΔΔ [g]
119.3/8	120 - 224	26	9,5	610	3160
119.3/4	220 - 324	32	20	635	5900

SERIES FOR LATERAL PIN NUTS

126A - Hinged hook and pin wrenches



- For nuts with lateral holes.
- Removable hooks.
- Same design and benefits as the "125A" wrench, but fitted with removable hooks to turn holed nuts.
- The 5 dimensions replace more wrenches than all classical fixed models.
- Hooks treated for high hardness.
- Capacity: 15 to 180 mm.
- Presentation: satin chrome finish.



ED	A [mm]	d [mm]	E [mm]	L [mm]	ΔΔ [g]
126A.35	3	15 - 35	10	168	80
126A.50	4	35 - 50	12	202	170
126A.80	5	50 - 80	14	280	360
126A.120	6	80 - 120	18	345	700
126A.180	8	120 - 180	20	492	1500


126.E - Sets of 2 spare hooks for 136A wrenches



ED	d [mm]	Wrench	ΔΔ [g]
126.E35	3	126A.35	5
126.E50	4	126A.50	5
126.E80	5	126A.80	10
126.E120	6	126A.120	20
126.E180	8	126A.180	35



116 - Sliding-jaw hook and pin wrenches



- For nuts with lateral holes.
- Removable hooks.
- Sliding the mobile jaw is ensured by simple sliding. Locking on nut is ensured by self-tightening.
- The wrenches are fitted with 2 sets of easily interchangeable hooks.
- Capacity: 0 to 200 mm.
- Presentation: satin chrome handle body; phosphated hooks.



ED	A [mm]	d [mm]	d1 [mm]	L [mm]	ΔΔ [g]
116.50	2,5 - 4	0 - 50	8	213	380
116.100	4 - 6	0 - 100	12	345	820
116.200	6 - 8	35 - 200	16	546	2000

SERIES FOR NUTS WITH TOP RECESSES

Wrench for nuts with holes bored on the face

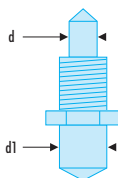
- For nuts with holes bored on the face.
- The wrench is adjusted as a compass, by turning the centre screw.
- Double round removable hooks.
- Each wrench is supplied with 4 sets of 2 hooks.
- Capacity: 20 to 100 mm.
- Presentation: satin chrome finish.



Code	L [mm]	Capacity [mm]	ΔΔ [g]
117.B	245	20 - 100	530

117.E - Sets of 2 spare hooks for 117.B wrench

- Double-ended round pins for nuts with face holes.



Code	d [mm]	d1 [mm]	ΔΔ [g]
117.E1	2,5	4	15
117.E2	6	8	25
117.E3	3	5	20
117.E4	7	9	30

Wrench for nuts with slot on the face

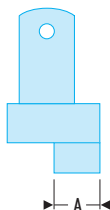
- For nuts with slot on the face.
- The wrench is adjusted as a compass, by turning the centre screw.
- Double square removable hooks.
- Each wrench is supplied with 4 sets of 2 hooks.
- Capacity: 20 to 100 mm.
- Presentation: satin chrome finish.



Code	L [mm]	ΔΔ [g]
118A	245	530

118.EC - Sets of 2 spare hooks for 118A wrenches

- Double-ended square pins for slotted nuts on face.



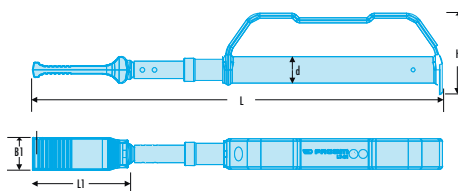
Code	A [mm]	ΔΔ [g]
118.EC4	4	10
118.EC5	5	15
118.EC6	6	15
118.EC8	8	20

OTHER WRENCHES

CONTAINER TIGHTENING WRENCH

Container turnbuckle wrench

- Optimum safety for tightening container turnbuckles at the port or at sea.
- Telescopic grip for high accessibility and effort-free increased torque.
- Extremely strong forged head with anti-slip surface.
- Wide and comfortable grip with hand protection avoiding any shock (and injury) with the outside environment.
- The tool can be fastened with a strap for work in high places or while moving.
- Satin chrome finish.



Code	B [mm]	B1 [mm]	E [mm]	L [mm]	L1 [mm]	ΔΔ [kg]
LT.01	44	42	100	540	122	2,3



FLUO

RFid

ADJUSTABLE WRENCHES SERIES 101 – 101G – 101GR

Minimum accessibility and increment

- Head angled at 22° for better access.



Time gain

- Easy and fast moving jaw tightening on the nut using the wheel (Series 101 and 101G).

Handy

- Fast nut size reading.
- Graded in mm on one side and inch on the other.

- 'IPN' shaped metal handle combining maximum strength and comfort (series 101).



- Bi-material grip for maximum comfort (series 101G and 101GR).

Versatile

- Reversible jaw. Flat on one side for traditional usage to avoid damaging the parts worked. Finely serrated on the other side for powerful tightening on tubes and other parts requiring strong grip and high torque. (Series 101GR).



1918:

FACOM was founded. Together with a client, the company developed and marketed its 1st product: an innovating adaptable wrench with a special shape adapted to its uses, outstanding strength, exceptional ergonomics.

2018:

100 years later, FACOM reinvents the adaptable wrench and its initial product: faster adjustment, reinforced access, comfort/handling beyond current standards.

Attachment hole.

ADJUSTABLE WRENCH

101.G - Adjustable wrenches, bi-material grip

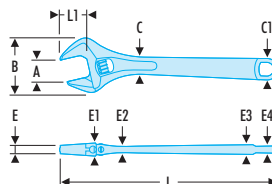


NF ISO 6787, ISO 6787, DIN 3117, ASME B107.100

- G version fast adjustment:
 - Time gain: easy and fast moving jaw tightening on the nut using the button.
 - 3 steps:
 - pull the button to release the moving jaw instantly.
 - adjust the moving jaw to the dimension required by hand.
 - if necessary, use the button traditionally for very fine adjustment.
- 2 to 3 times faster than a standard adjustable wrench.



	A [mm]	B [mm]	C x C1 [mm]	E [mm]	E1 [mm]	E3 [mm]	L [mm]	ΔΔ [g]
101.8G	33	65,47	18,0 x 29,9	6,7	14,2	22,1	201	250
101.10G	38	75,6	21,0 x 34,8	8,8	16,3	25,0	255	400
101.12G	41	89,3	25,0 x 39,7	10,1	18,5	27,3	301	650
101.15G	50	105,6	28,0 x 42,0	13,4	20,4	27,2	376	1050

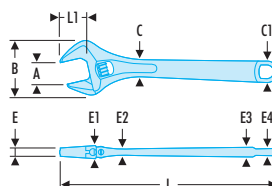


101.GR - Reversible jaw adjustable wrenches, bi-material grip

- GR version with reversible jaws:
 - Extreme versatility: the moving jaw is reversible. On one side, the jaw is flat for traditional usage to avoid damaging the parts worked. On the other side, the jaw is finely serrated for powerful tightening on tubes and other parts requiring strong grip and high torque.
- Slim profile jaws for better accessibility.
- Extra wide opening for higher versatility.
- Grading in mm on one face.
- Presentation: chromed body. Bi-material grip.



	A [mm]	B [mm]	C x C1 [mm]	E [mm]	E1 [mm]	E3 [mm]	L [mm]	ΔΔ [g]
101.8GR	33	65,4	18,0 x 29,9	6,7	14,2	22,1	201	270
101.10GR	38	75,6	21,0 x 34,8	8,8	16,3	25,0	255	440
101.12GR	41	89,3	25,0 x 39,7	10,1	18,5	27,3	301	700
101.15GR	50	105,6	28,0 x 47,0	13,4	20,4	27,2	376	1110



101 - Adjustable wrenches, fast adjustment, metal handle

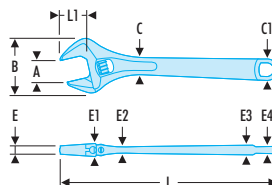


NF ISO 6787, ISO 6787, DIN 3117, ASME B107.100

- Time gain: easy and fast moving jaw tightening on the nut using the button.
 - 3 steps:
 - pull the button to release the moving jaw instantly.
 - adjust the moving jaw to the dimension required by hand.
 - if necessary, use the button traditionally for fine adjustment.
- 2 to 3 times faster than a standard adjustable wrench.
- Slim profile jaws for better accessibility.
- Extra wide opening for higher versatility.
- Grading in mm on one face.
- Presentation: chromed body.



	A [mm]	B [mm]	C x C1 [mm]	E [mm]	E1 [mm]	E3 [mm]	L [mm]	ΔΔ [g]
101.4	17	37,0	12,0 x 16,3	4,5	9,4	7,7	110	75
101.6	23	48,6	14,0 x 20,0	5,2	11,4	9,8	150	170
101.8	33	65,4	18,0 x 24,0	6,7	14,2	9,9	200	300
101.10	38	75,6	21,0 x 30,0	8,8	16,3	11,0	254	510
101.12	41	89,3	25,0 x 34,0	10,1	18,5	13,0	300	800
101.15	50	105,6	28,0 x 39,0	13,4	20,4	14,9	375	1350
101.18	63	124,1	32,0 x 46,0	15,9	23,0	15,9	450	2000

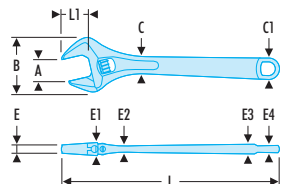


113A.C - Chromed adjustable wrenches



NF ISO 6787, ISO 6787, DIN 3117, ASME B107.100

- Good access to the button = easy setting.
- Non-protruding moving jaw at maximum capacity.
- Pre-adjustment of jaw opening thanks to millimetric gradation.
- Right-hand button rotation.
- Range from 4" to 24".
- Presentation: chromed body and polished head faces.



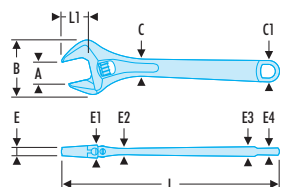
113A.C	A [mm]	B [mm]	C x C1 [mm]	E [mm]	E1 [mm]	E2 [mm]	E3 [mm]	E4 [mm]	L [mm]	L1 [mm]	ΔΔ [g]
113A.4C	13	34,0	11,0 x 14,0	4,5	9,5	5,0	6,5	5,0	114	13	65
113A.6C	20	45,0	14,8 x 18,5	5,0	11,8	6,0	8,3	5,8	155	19	125
113A.8C	27	61,5	18,5 x 24,0	6,5	13,5	9,0	11,0	8,5	206	24	275
113A.10C	30	69,5	21,5 x 28,5	9,0	15,5	9,5	12,7	10,0	255	29	480
113A.12C	34	80,0	25,0 x 31,0	10,0	18,0	10,2	13,0	10,0	306	34	700
113A.15C	44	97,0	28,0 x 35,0	13,5	20,0	12,0	14,8	11,5	380	44	1200
113A.18C	53	115,0	31,0 x 38,5	16,0	22,5	14,3	17,8	13,5	456	53	1800
113C.24C	62	132,0	42,0 x 38,0	17,0	31,0	17,0	15,0	15,0	612	61	3500

113AS.C - Short adjustable wrenches



ISO 6787 NF ISO 6787 DIN 3117 ASME B107.100

- Short handle and thin profile gives optimum accessibility.
- Lightweight = Increased comfort
- Big opening for maximum versatility: up to 41mm.
- Good access to the screw = Easy setting.
- Non-protruding moving jaw at maximum capacity.
- Millimetric gradation.
- Presentation: chromed body and polished head faces."



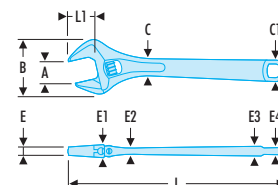
113AS.C	A [mm]	B [mm]	C x C1 [mm]	E [mm]	E1 [mm]	E2 [mm]	E3 [mm]	E4 [mm]	L [mm]	L1 [mm]	ΔΔ [g]
113AS.6C	33	58	17x19	6.3	9.9	6.7	8.8	7.1	160	25.3	178
113AS.8C	40	74	19x23	7	12.1	8.8	10.4	9	200	32.4	328

ADJUSTABLE SERIES

113A.T - Phosphated adjustable wrenches

NF ISO 6787, ISO 6787, DIN 3117, ASME B107.100

- Good access to the button = easy setting.
- Non-protruding moving jaw at maximum capacity.
- Pre-adjustment of jaw opening thanks to millimetric gradation.
- Left-hand button rotation.
- Range from 4" to 24".
- Presentation: phosphated body and "fine ground" head faces.

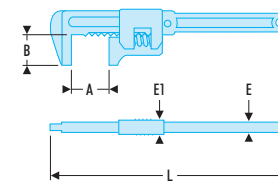



ED	A [mm]	B [mm]	C x C1 [mm]	E [mm]	E1 [mm]	E2 [mm]	E3 [mm]	E4 [mm]	L [mm]	L1 [mm]	ΔΔ [g]
113A.4T	13	34	11,0 x 14,0	4,5	9,5	5,0	6,5	5,0	114	13	65
113A.6T	20	45	14,8 x 18,5	5,0	11,8	6,0	8,3	5,8	155	19	125
113A.8T	27	61,5	18,5 x 24	6,5	13,5	9,0	11,0	8,5	206	24	275
113A.10T	30	69,5	21,5 x 28,5	9,0	15,5	9,5	12,7	10,0	255	29	480
113A.12T	34	80	25,0 x 31,0	10,0	18,0	10,2	13,0	10,0	306	34	700
113A.15T	44	97	28,0 x 35,0	13,5	20,0	12,0	14,8	11,5	380	44	1200
113A.18T	53	115	31,0 x 38,5	16,0	22,5	14,3	17,8	13,5	456	53	1800
113A.24T	62	132	42,0 x 38,0	17,0	31,0	17,0	15,0	15,0	612	61	3270

MONKEY SERIES

105 - Monkey wrenches

- Large capacity robust wrenches for heavy duty work.
Examples: building, farming, worksites.
- Set of 3 wrenches: maximum capacity 60 - 70 - 80 mm.
- Presentation: satin chrome finish.



ED	A [mm]	B [mm]	E [mm]	E1 [mm]	L [mm]	ΔΔ [g]
105.230	60	34	10	17	230	480
105.280	70	45	11	20	280	810
105.375	80	45	13	22	375	1500



FLUO

RFid