

**ESSENTIALS**  
to optimise  
your workshop

# ROLL Workshop System



# ROLL Workshop System

## ESSENTIALS

to optimise your workshop



### VERSATILE STORAGE

Locker

Door cabinet



Top chest

### SECURED

All elements fitted with a key lock system – delivered with 2 keys

Pegboard

Drawer cabinet



### WORK COMFORTABLY

To increase the height from 842 to 1006mm, you have just to add a raise base. Ideal for standing job and optimize your storage space. Your roller cabinet finds a place under the work surface. Drawers and doors with polypropylene handles



### GREAT FINISHING

- Optional metal masking sides
- Optional pivoting jacks
- Epoxy powder paint - red 3020

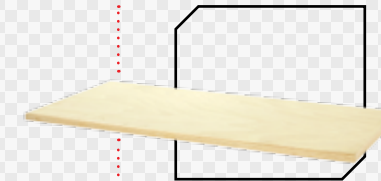
### SUPER EXPRESS INSTALLATION

Thanks to the self-standing structure, the units are fitted independently of walls. You can install your units wherever you want.



### WORKTOPS

- 2 lengths : 1450 cm or 2175 cm
- 30 mm multi-ply beech



### ACCESSORIES

Sides of the units can receive JETXL lateral accessories (see range of accessories in FACOM catalogue).



**GARANTIE**  
  
**GUARANTEE**

**5** years



# Base Units

## RWS-MBS6T



### 6 DRAWERS

- 3 drawers 60 mm high / 2 drawer 130 mm high / 1 drawer 200 mm high.
- Drawer useful size: L.569 x D.421 x H. 60/130/200 mm
- Load per drawer: 30 kg.
- Drawers fitted with a selective opening system. Handle in composite materials for more comfort.
- Full drawer opening, Centralised locking, supplied with 2 keys
- Drawer compatible with the Facom modular storage system.
- Can be fitted with optional partitions JET2.15 and JET2.16
- Raising base RWS-FEET can be added to reach an height of 1006 (with worktop)
- Pivoting jacks JLS2.03 can be added if necessary to have a great alignment
- Sides of the units can receive JET lateral accessories (See range of accessories in FACOM catalogue).
- Red 3020.
- Overall Dimensions : L722 x D500 x H812 mm - Weight : 48kg

## RWS-MBSPP



### 2 SWINGING DOORS

- 1 epoxy painted shelf adjustable in height (70 mm steps) withstanding 50 kg loads.
- Sides of the units can receive JET lateral accessories (See range of accessories in the Facom catalogue).
- Keylock, supplied with 2 keys.
- Raising base RWS-FEET can be added to reach an height of 1006 (with worktop)
- Pivoting jacks JLS2.03 can be added if necessary to have a great alignment
- Additional shelves can be added RWS-MBSPP.04
- Red 3020
- Overall dimensions: L722 x D500 x H812 mm
- Weight: 30,5kg.

# Storage Cabinets

## RWS-A500PP



### 1 SWINGING DOOR

- 3 epoxy painted shelves adjustable in height withstanding 35 kg loads.
- 1 wardrobe bar for use as locker.
- Keylock, 2 points.
- Raising base RWS-FEET can be added to reach an height of 2000
- Pivoting jacks JLS2.03 can be added if necessary to have a great alignment
- Additional shelves can be added RWS-A500PP.03
- Overall dimensions: L.500 x D.500 x H.1835 mm.
- Weight: 44,5kg.

# Raising Base

## RWS-FEET



### • Set of 2 feet

To increase the height from from 842 to 1006 mm (including 30 mm worktop).



# Top units

## RWS-CHSP



### TOP CHEST WITH DOORS

- Metal sheet lift door fitted with gas struts
- Acceptable load 30 kg
- Centralised locking
- Easy and fast fastening on a base unit thanks to RWS-TUBES fitting kit.
- Overall dimensions : L722 x D280 x H355 mm.
- Weight : 10,2 kg

## RWS-PPAV1

### PEGBOARD

- 6 x 6 mm in steps of 12 mm.
- Fixing of tools using the CKS range of hooks (see Facom catalogue).
- Stacking of 3 panels possible. Useful dimension L720 x H325
- Color red 3020.
- Weight : 2kg



## RWS-TUBES



### FITTING KIT

- 2 epoxy painted metallic bars for an easy and fast fitting of top units
- Weight : 2,8 kg.

# Worktops

- WOODEN TOP:**
- 30 mm multi-ply beech
  - 1000kg load resistance



## RWS-PB2


- L1450xD600xh30 mm
- Weight 18,5kg

## RWS-PB3

- L2175xD600xh30 mm
- Weight 29kg

# Accessories and finishing


## RWS-MASK



### MASKING SIDES

- Pair of masking sides :
- For a perfect finishing
- Can receive JET lateral accessories (See range of accessories in the Facom catalogue).
- Red 3020
- Weight : 5,2 kg

## RWS-LIGHT



### LED LIGHT

- 8w - 750 lumen - 4000 kelvins
- Possible to connect few banks together
- Overall dimensions : L570mm

## RWS-SHELF

### METAL SHELF

- 2 functions: - One side to be used for storage purpose  
- One side to be used for lighting fixing directly onto a pegboard
- Epoxy painted red 3020
- Dimensions : L722 x D164 x H70
- Weight : 1,2 kg.



## JLS2.03

### JACKS

Set of 4 jacks with ball joints for an optimal adjustment



## RWS-1



Réf	Description	Qté
RWS-MBSPP	RWS - Base unit 2 doors	1
RWS-MBS6T	RWS - Base unit 6 drawers	1
RWS-FEET	RWS - Set of 2 raising base	2
RWS-TUBES	RWS - Fitting kit	2
RWS-PPAV1	RWS - Pegboard	6
RWS-PB2	RWS - Wooden top 1450mm	1

### Optional

RWS-MASK	Set of 2 masking sides	1
JLS2.03	Set of 4 pivoting jacks	2

## RWS-2



Réf	Description	Qté
RWS-MBS6T	RWS - Base unit 6 drawers	2
RWS-FEET	RWS - Set of 2 raising base	2
RWS-CHSPP	RWS - Top chest with doors	1
RWS-TUBES	RWS - Fitting kit	2
RWS-PPAV1	RWS - Pegboard	5
RWS-PB2	RWS - Wooden top 1450mm	1

### Optional

RWS-MASK	Set of 2 masking sides	1
JLS2.03	Set of 4 pivoting jacks	2

## RWS-3



Réf	Description	Qté
RWS-MBSPP	RWS - Base unit 2 doors	1
RWS-MBS6T	RWS - Base unit 6 drawers	1
RWS-FEET	RWS - Set of 2 raising base	2
RWS-CHSPP	RWS - Top chest with doors	2
RWS-TUBES	RWS - Fitting kit	2
RWS-PPAV1	RWS - Pegboard	4
RWS-PB2	RWS - Wooden top 1450mm	1

### Optional

RWS-MASK	Set of 2 masking sides	1
JLS2.03	Set of 4 pivoting jacks	2

## RWS-4



Réf	Description	Qté
RWS-MBSPP	RWS - Base unit 2 doors	1
RWS-MBS6T	RWS - Base unit 6 drawers	1
RWS-FEET	RWS - Set of 2 raising base	3
RWS-CHSPP	RWS - Top chest with doors	2
RWS-TUBES	RWS - Fitting kit	2
RWS-PPAV1	RWS - Pegboard	4
RWS-PB2	RWS - Wooden top 1450mm	1
RWS-A500PP	RWS - Tall cabinet 500mm	1

### Optional

RWS-MASK	Set of 2 masking sides	1
JLS2.03	Set of 4 pivoting jacks	3

## RWS-5

Réf	Description	Qté
RWS-MBSPP	RWS - Base unit 2 doors	1
RWS-MBS6T	RWS - Base unit 6 drawers	1
RWS-FEET	RWS - Set of 2 raising base	2
RWS-CHSPP	RWS - Top chest with doors	2
RWS-TUBES	RWS - Fitting kit	3
RWS-PPAV1	RWS - Pegboard	7
RWS-PB3	RWS - Wooden top 2175mm	1
RWS-SHELF	RWS - Metal shelf	1

### Optional

RWS-MASK	2
JLS2.03	2



## RWS-6

Réf	Description	Qté
RWS-MBSPP	RWS - Base unit 2 doors	1
RWS-MBS6T	RWS - Base unit 6 drawers	2
RWS-FEET	RWS - Set of 2 raising base	4
RWS-CHSPP	RWS - Top chest with doors	2
RWS-TUBES	RWS - Fitting kit	3
RWS-PPAV1	RWS - Pegboard	7
RWS-PB3	RWS - Wooden top 2175mm	1
RWS-A500PP	RWS - Tall cabinet 500mm	1
RWS-SHELF	RWS - Metal shelf	1

### Optional

RWS-MASK	1
JLS2.03	4



## RWS-7

Réf	Description	Qté
RWS-MBSPP	RWS - Base unit 2 doors	2
RWS-MBS6T	RWS - Base unit 6 drawers	2
RWS-FEET	RWS - Set of 2 raising base	6
RWS-CHSPP	RWS - Top chest with doors	4
RWS-TUBES	RWS - Fitting kit	4
RWS-PPAV1	RWS - Pegboard	8
RWS-PB2	RWS - Wooden top 1450mm	2
RWS-A500PP	RWS - Tall cabinet 500mm	2

### Optional

JLS2.03	6
---------	---



**Stanley Black & Decker France SAS**

62 Chemin de la Bruyère  
69570 Dardilly