

The Benchmark of Quality™



Vehicle Lifts | Parking Solutions | Wheel Service
Shop Equipment & Cooling Systems





Apparel Now Available!
Go to BendPak.com/Apparel

Table of Contents

BendPak.

2-Post Clearfloor Lifts	4-5
2-Post Floor Plate.....	6
EV Battery Scissor Lift.....	7
Heavy-Duty Clearfloor.....	8-9
EV12DPS 8-Arm Lift.....	10
4-Post Light-Duty	11-13
4-Post Optional Accessories	14
4-Post Medium-Duty.....	15
4-Post Heavy-Duty	16
Alignment Lifts.....	17
Rolling Bridge Jacks.....	18
Portable Column Lift.....	19
Scissor Lifts.....	20-21
AutoPucks.....	22
Nationwide Installation	23
Portable 2-Post Lifts.....	24-25
Portable Lifts	26-27
Parking & Storage Lifts.....	28-31
JackPak Portable Power Packs.....	32
LITESTIX Rechargeable Work Light	33
Pipe Benders.....	34
Air Compressors.....	35
Tire Changers.....	36-37
Wheel Balancers.....	38-39
Brake Lathes	40
Power Units.....	41
Jacks & Lifting.....	42-44
Motorcycle Lifts	45
Shop Equipment	46-51
Ergochair.....	52
Cooler	53
Cool Boss Evaporative Air Coolers.....	54-55
HVLS Industrial Ceiling Fans.....	56
Shipping.....	57
About BendPak	58-59

GENERAL DISCLAIMER

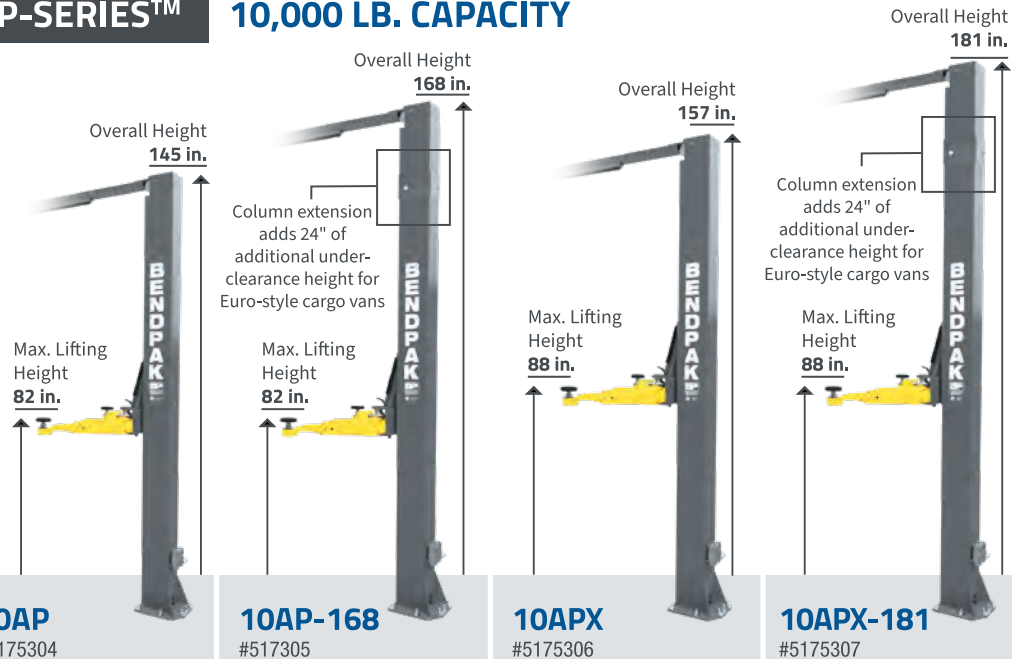
BENDPAK warrants to the original purchaser only that all products shown in this catalog conform to BENDPAK published specifications and are free from defects in material or workmanship. In no event will BENDPAK be liable to you or to anyone else for any decision made or action taken by you or anyone else in reliance on information obtained from this catalog. BENDPAK has exclusive title and ownership rights, including all intellectual property right, throughout the world in all material and content contained on these pages. Materials, design, specifications, images and other content within this catalog are subject to change. BENDPAK does not take responsibility for improper use or any results thereof. BENDPAK products are provided and sold as is without any express or implied warranties including warranties of merchantability or fitness for particular purpose. In no event will BENDPAK be liable for any special, incidental, or consequential damages based on breach of warranty, breach of contract, negligence, strict tort, or any other legal theory. Damages that BENDPAK will not be responsible for include but are not limited to: loss of profits; loss of savings or revenue; loss of use of the product or any associated equipment; cost of capital; cost of any substitute equipment, facilities, or services; downtime; the claims of third parties, including customers; and injury to property. This limitation does not apply to damages caused by breach of the warranty of title and against infringements or to claims for personal injury. Unless modified in a writing signed by both parties, it is understood that BENDPAK published warranties are to be the complete and exclusive agreement between the parties. For complete and full warranty details contact BENDPAK at 1-800-253-2363 or visit bendpak.com.

2-Post Clearfloor Lifts

AP Series Features & Specifications

AP-SERIES™

10,000 LB. CAPACITY



10AP

#5175304

This is our standard model that features 73" of lifting height and an overhead beam height of just 145" for shops with lower ceiling clearances.

10AP-168

#517305

This model features an upper crossbar that's positioned two feet higher to accommodate high roof cargo vans. Features 73" of lifting height and an overhead beam height of 168".

10APX

#5175306

Taller technicians are sometimes at a disadvantage while working under a standard-rise lift. This high-rise model features 79.5" of lifting height and an overhead beam height of 157".

10APX-181

#5175307

Like our 10APX, this high-rise model also features 79.5" of lifting height, but it comes with an overhead beam height of 181" to accommodate high-roof cargo vans.

Overall Width: 135 in. / 3,431 mm (Narrow) 145 in. / 3,683 mm (Wide). Maximum Lifting Height is maximum lifting height of lift with contact pads adjusted to high setting and with both tall and medium adapters installed (Sold Separately).

OPTIONAL ACCESSORIES



5" Tall Adapter
#5215759 / Set of 4



2.5" Medium Adapter
#5215758 / Set of 4



2.25" Low Adapter
#5215757 / Set of 4



Steel Lift Pads
#5215763 / Set of 4



Repl. Urethane Pads
#5700227 / Set of 4



Frame Cradle Pads
#5215761 / Set of 4



Wide Frame Cradle Pads
#5215848 / Set of 2



Air Electric Work Station
#5210438 / WSA-100

10AP Pro Series

AP Series Features & Specifications

RAISING THE STANDARDS OF EXCELLENCE

AP SERIES | Two-Post Lift

PRO SERIES INCLUDES:



Medium Adapters



Tall Adapters



Frame Cradle Pads



Air-Electric Workstation



Certified to meet the standards of ANSI/ALI ALCTV: 2017



Adaptable Design
Symmetric or Asymmetric



ASARS AUTOMATIC SWING ARM RESTRAINT SYSTEM

Pictured workstation available as an optional accessory or on the Pro Series Models.

PRO SERIES

Take vehicle service to the next level with the Pro Series. Each Pro Series lift comes complete with its respective lift, sets of adapters, cradle pads, and the WSA-100 air-electric workstation.

10AP PRO

#5175639

10AP-168 PRO

#5175644

10APX PRO

#5175648

10APX-181 PRO

#5175649




AutoPucks - Standard
#5216328 / Set of 4



AutoPucks - Tesla
#5216357 / Set of 4



AutoPucks - Corvette
#5216374 / Set of 4



See page 22 for more details.



2-Post Floor Plate

Series Features & Specifications

SERIES FEATURES:

- Adjustable width design
- Dual hydraulic lifting cylinders
- Single-piece columns
- Single point safety release
- Drop-end arms provide a lower pad height
- Triple-telescoping arms
- Electric / hydraulic system
- Self-lubricating dura-glide UHMW polyethylene bearing system
- Automatic arm restraints
- 4-piece stackable adapter set (XPR-9's)
- Telescoping screw pads
- Durable powder coat finish
- Safety locks in each column spaced every 3.75 inches
- Open top design
- Large steel base plates
- Heavy-duty 3/8" equalizer cables
- Rugged steel construction

9APF Medium Floor Plate #5175617



XPR-12FDL Heavy-Duty Floor Plate #5175403



12AP-SRT Adaptable Short Lift #5175605



10AP-SRT Adaptable Short Lift #5175610



Model	9APF	XPR-12FDL	10AP-SRT	12AP-SRT
SKU	#5175617	#5175403	#5175610	#5175605
Lifting Capacity	9,000 lbs.	12,000 lbs.	10,000 lbs.	12,000 lbs.
Max. Lifting Height	73.5"	75"	46"	46"
Width	129.5"	155"	146"	155"
Height	123"	144.75"	93.5"	93.5"



EV Battery Scissor Lift

Portable Scissor Lift

EV BATTERY & POWERTRAIN LIFTING SYSTEM

Mobi-EVS EVS3000
Portable EV Battery Lift
#5175611
• 3,000 lbs. Capacity

Mobi-EVS EVS4500
Portable EV Battery Lift
#5175613
• 4,500 lbs. Capacity



OPTIONAL MOBI-EVS ADAPTERS



SERIES FEATURES:

- Dual-synchro equalization system
- Electric / hydraulic power system
- UHMW polyethylene bearings
- Single-piece columns
- Dual "Direct-Drive" cylinders
- Single point safety release
- Automatic arm restraints
- 8-piece stackable adapter pins
- Oversized column base plates
- Padded safety-shutoff bar
- Safety locks in each column
- Heavy-duty 1/2" equalizer cables
- Powder coat finish
- Rubber door bumpers
- Versatile drop in contact pads with convenient storage
- Triple-telescoping arms
- Extended height top-beam provides greater overhead clearance
- Oversized cable sheave diameter
- Rubber lift pads with stackable adapters
- **ASARS Automatic Swing Arm Restraint System**

12APX Clearfloor
#5175556



Includes 12-Piece Adapter Set

Lifting Capacity - 12,000 lbs.
Max. Lifting Height - 79"
Width - 155.75" / Height - 169"

16AP Clearfloor
#5175608



Includes 12-Piece Adapter Set

Lifting Capacity - 16,000 lbs.
Max. Lifting Height - 82.25"
Width - 168" / Height - 169"

20AP Clearfloor
#5175614



Includes 12-Piece Adapter Set

Lifting Capacity - 20,000 lbs.
Max. Lifting Height - 82.75"
Width - 168" / Height - 169"

12APX-192 Extended Height Clearfloor
#5175557



Includes 12-Piece Adapter Set

Lifting Capacity - 12,000 lbs.
Max. Lifting Height - 79"
Width - 155.75" / Height - 193"

16AP-192 Extended Height Clearfloor
#5175609



Includes 12-Piece Adapter Set

Lifting Capacity - 16,000 lbs.
Max. Lifting Height - 82.25"
Width - 168" / Height - 193"

20AP-192 Extended Height Clearfloor
#5175615



Includes 12-Piece Adapter Set

Lifting Capacity - 20,000 lbs.
Max. Lifting Height - 82.75"
Width - 168" / Height - 193"

INCLUDES 12-Piece Adapter Set



On All Truck Two-Post Models

Optional Accessories



2.25" Low Adapter
#5215757



Steel Lift Pads
#5215763



Screw Pads
#5216520



Replacement Pads
#5700227



Quick-Fit Pinch-Weld Pucks
#5210263



Quick-Fit Pinch-Weld Pads
#5210254

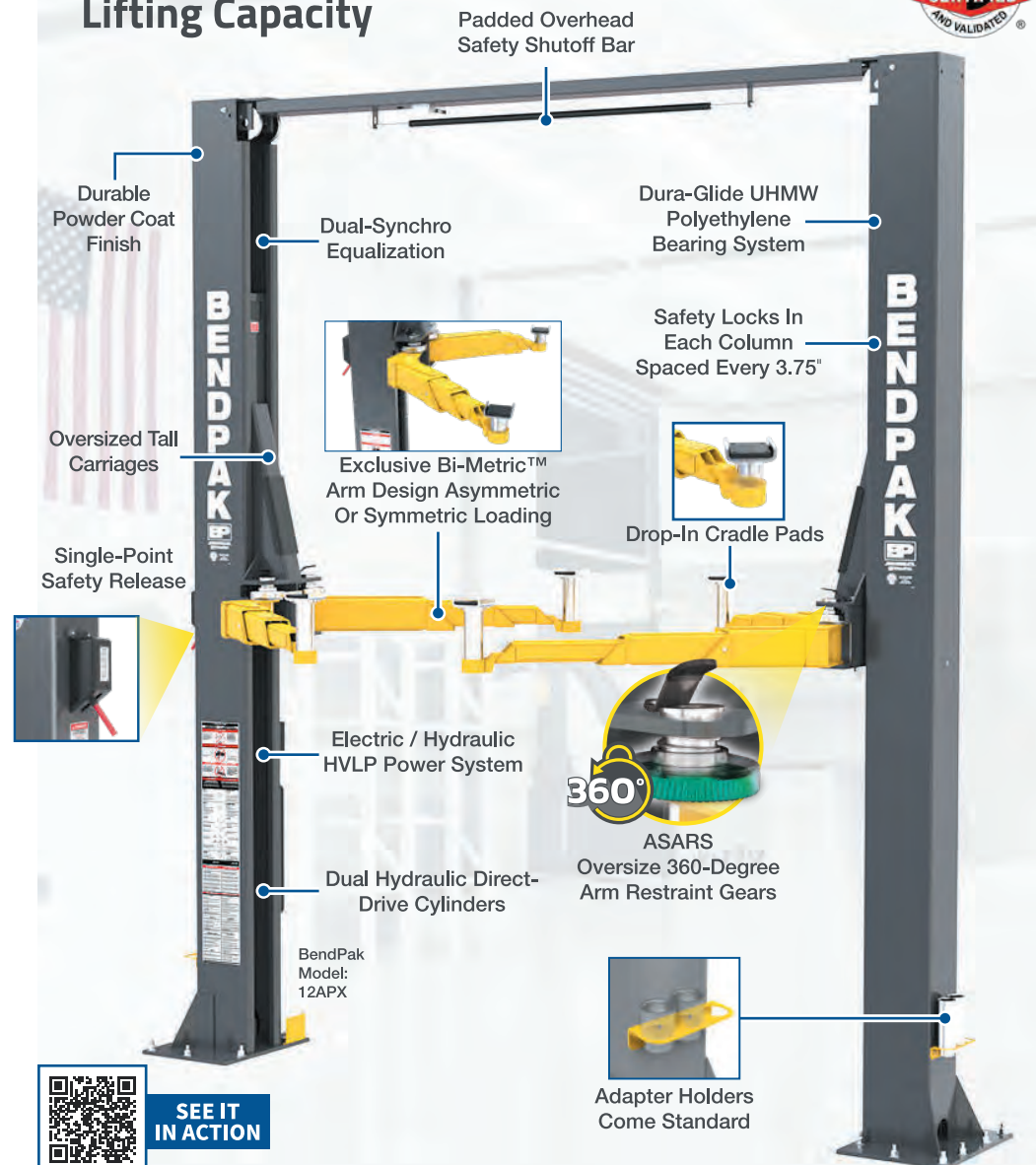


Wide Frame Cradle Adapters
#5215848



Super Wide Frame Cradle Pads
#5210253

12,000 Lbs. Lifting Capacity



SEE IT IN ACTION

12APX-192 OVERALL HEIGHT

192 models offer extended height topbeam provides greater clearance.

12APX-192 #5175557





EV12DPS

OCTA-FLEX™ SERIES

Revolutionizing Vehicle Service
Raising the Standards of Safety



LEARN
MORE



- 2 Lifts in 1
- 12,000-lb. Capacity
- Integrated Lift Assist Arms
- Pendant Controls

OPTIONAL ACCESSORIES



EV45AMZ

Optional Shuttle Bench with Side Shift and Leveling Platform



Optional Aluminum Cross Beam Support Beams



Optional Side Shift & Leveling Platform

Discover the Octa Flex Lift: The Dual-Lift Advantage

With Octa-Flex™, cab-off repairs are a breeze. Gain full access to powertrain systems and beyond, all without the need for additional equipment. Simplify your workflow and get the job done faster!



Patent Pending*

COMING
SOON

360°

Automatic Swing Arm
Restraint System

4-Post Light-Duty

HD Series Features & Specifications

SERIES FEATURES:

- Runways feature non-skid surface
- Single hydraulic cylinder under ramp
- Fully enclosed lifting cables, safety locks and sheaves
- Pneumatic push-button safety release
- Features 1-1/4" sheave axles
- Features heavy-duty 3/8" aircraft cable
- Internal "anti-sway" slider blocks in each column
- Electric / hydraulic power system
- Oversized sheave diameters
- Rugged, self-lubricating cable sheaves
- Multi-position safety locks in columns
- Dual-position power unit locations
- Redundant slack-cable safety latches
- Fully adjustable lock leveling stops
- Drive through ramps option available
- 48" approach ramps available
- Durable powder coat finish
- Rugged steel construction
- High-speed lifting

Light Duty Car Lift

HD-7P
NARROW
#5175510



Lifting Capacity - 7,000 lbs.
Max. Lift Height - 86" / Runway Length - 164"
Width - 100.25" / Length - 200.5"

HD-7W
WIDE
#5175120



Lifting Capacity - 7,000 lbs.
Max. Lift Height - 86" / Runway Length - 164"
Width - 111.75" / Length - 200.5"

HD-7PXW
SUPER-TALL
#5175516



Lifting Capacity - 7,000 lbs.
Max. Lift Height - 144" / Runway Length - 188"
Width - 111.75" / Length - 224.5"

Boat Lifts

HD-7500BLX
STANDARD LENGTH BOAT LIFT
#5175315



Lifting Capacity - 7,500 lbs.
Max. Lift Height - 82" / Runway Length - 188.5"
Width - 132" / Length - 224"

HD-75BXT
EXTENDED LENGTH BOAT LIFT
#5175251



Lifting Capacity - 7,500 lbs.
Max. Lift Height - 82" / Runway Length - 213"
Width - 134" / Length - 249"

HD-7500PBX EXTENDED HEIGHT
BOAT LIFT
#5175320



Lifting Capacity - 7,500 lbs.
Max. Lift Height - 144.5" / Runway Length - 213"
Width - 134" / Length - 249"

4-Post Light-Duty

HD Series Features & Specifications



SERIES FEATURES:

- Freestanding or bolt-down design
- Runways feature non-skid surface
- Single hydraulic cylinder under ramp
- Fully enclosed lifting cables, safety locks and sheaves
- Pneumatic push-button safety release
- Features 1-1/4" sheave axles
- Internal "anti-sway" slider blocks in each column
- Features heavy-duty 3/8" aircraft cable
- Longer ramps for low ground clearance vehicles
- Oversized sheave diameters
- Rugged, self-lubricating cable sheaves
- Multi-position safety locks in columns
- Dual-position power unit locations
- Redundant slack-cable safety latches
- Fully adjustable lock leveling stops
- Drive through ramps option available
- 48" approach ramps available
- Perfect for parking, storage and service



BendPak Model:
HD-9EWT



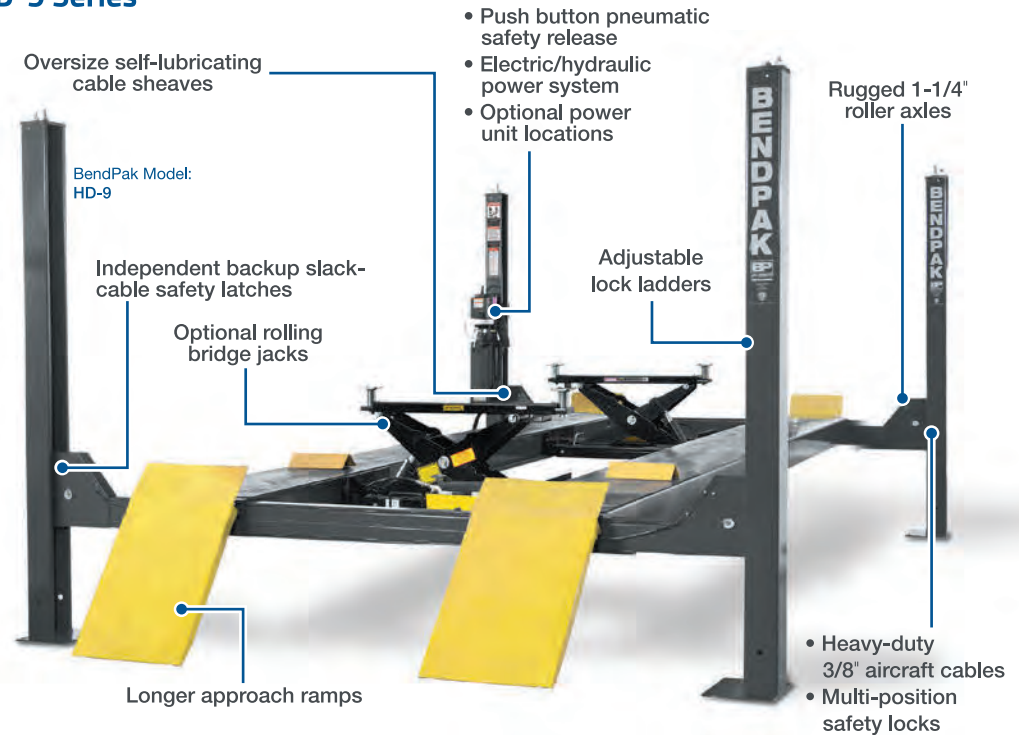
HD-9

Model	HD-9	HD-9ST	HD-9STX	HD-9XW	HD-9EWT	HD-9XL
Style	Standard Width	Narrow Width	Narrow and High Lift	Standard Width and High Lift	Extra Wide and High	Standard Width and Extra Length
SKU#	5175861	5175860	5175862	5175863	5175607	5175859
Lifting Capacity	9,000 lbs.	9,000 lbs.	9,000 lbs.	9,000 lbs.	9,000 lbs.	9,000 lbs.
Min. Runway Height	4.5"	5"	5"	4.5"	4.75"	4.5"
Max. Rise	70"	70"	82"	82"	82"	70"
Max. Lifting Height	75"	75"	87"	87"	87"	75"
Overall Width	110.25"	100.25"	100.25"	110.25"	117"	110.25"
Outside Length	174"	174"	198"	198"	198"	198"
Overall Length	200"	200.5"	224.5"	224"	224.5"	224"
Height of Columns	88"	88"	100"	100"	100"	88"
Width Between Columns	100.25"	90"	90"	100.25"	107"	100.25"
Drive-Thru Clearance	86.5"	76.5"	76.5"	86.5"	93.25"	86.5"
Runway Width	19"	19"	19"	19"	19"	19"
Length of Runways	164.5"	164.5"	188.5"	188.5"	182.25"	188.5"
Width Between Runways	38" - 44.25"	38"	38"	38" - 44.25"	37.25" - 42"	38" - 44.25"
Runway Centerline	56.5" - 63.25"	56.5"	56.5"	56.5" - 63.25"	57.75" - 64"	56.5" - 63.25"

4-Post Light-Duty

HD Series Features & Specifications

HD-9 Series



HD-9SW Double Wide Standard #5175023



Lifting Capacity - 9,000 lbs.
Max. Lift Height - 70" / Runway Length - 164"
Width - 202" / Length - 200"

HD-9SWX Double Wide Tall Long #5175024



Lifting Capacity - 9,000 lbs.
Max. Lift Height - 82" / Runway Length - 188"
Width - 202" / Length - 224"



4-Post Lift Optional Accessories



JP-6
Telescoping 6,000 lb.
Capacity Jack Platform
#5175349 (Jacks no included)




JP-45
4,500 lb. Capacity Jack Platform
#5215825




RJ45W
Rolling Bridge Jack
#5175247



DP-30 15-Gallon
Rolling Oil Drain
#5150509



Drip Trays
#5700301 (set of 2)



Solid Aluminum Decks
#5210208..... Long-Wide
#5210174..... Long-Narrow
#5210209..... Short-Wide
#5210207..... Short-Narrow



Aluminum Approach Ramps
Width - 19.75" / Length - 36.75"
#5174497



Extended Alum. Approach Ramps
Width - 19.75" / Length - 48"
#5174670..... HD-9SW/SWX
#5174705..... HD-7 & HD-9 Series



Extended Steel Approach Ramps
Width - 19.75" / Length - 48"
#5210055..... HD-7 & HD-9 Series
#5210747..... HDS-14 Series
#5210328..... HDS-18 & HDS-27 Series
#5210325..... HDS-35 & HDS-40 Series



Caster Kit
Fits HD-7 & HD-9 Series
#5210997



WSA-100
Air Electric Workstation
#5210438



GoAir Mini Air Compressor
#5180052



Caster Kit



Solid Aluminum Decks

4-Post Medium-Duty

HDS Series Features & Specifications

SERIES FEATURES:

- Adjustable runway widths
- Single hydraulic cylinder under ramp
- Fully enclosed lifting cables, safety locks and sheaves
- Pneumatic push-button safety release
- Features heavy-duty aircraft cable
- Runways feature non-skid surface
- Internal "anti-sway" slider blocks in each column
- Longer ramps for low ground clearance vehicles
- Oversized sheave diameters
- Rugged, self-lubricating cable sheaves
- Features heavy-duty sheave axles
- Multi-position safety locks in columns
- Dual-position power unit locations
- Redundant slack-cable safety latches
- Fully adjustable lock leveling stops
- Drive-through ramps option available
- 48" approach ramps available
- Customizable power unit location

HDS-14
Standard Length
#5175170



Lifting Capacity - 14,000 lbs.
Max. Lift Height - 70" / Runway Length - 203"
Width - 131.75" / Length - 241"

HDS-14X
Extended Length
#5175173



Lifting Capacity - 14,000 lbs.
Max. Lift Height - 70" / Runway Length - 233"
Width - 131.75" / Length - 271"

HD-14T
Super Tall
#5175004



Lifting Capacity - 14,000 lbs.
Max. Lift Height - 82" / Runway Length - 195"
Width - 127.5" / Length - 234"

HDS0-14P
Open Front
Standard Length
#5175152



Lifting Capacity - 14,000 lbs.
Max. Lift Height - 70" / Runway Length - 199"
Width - 143" / Length - 244"

HDS-18E
Standard Length
#5175968



Lifting Capacity - 18,000 lbs.
Max. Lift Height - 61.25" / Runway Length - 257.5"
Width - 153.5" / Length - 312.75"



HDS-14



HDS-14X

4-Post Heavy-Duty

HDS Series Features & Specifications

ACCESSORIES:



Rolling Bridge Jack
SKU # Varies By Model



DP-30 Rolling Oil Drain
#5150509



Air / Electric Workstation
#5210438



Rolling Bridge Airline Kit
#5174010

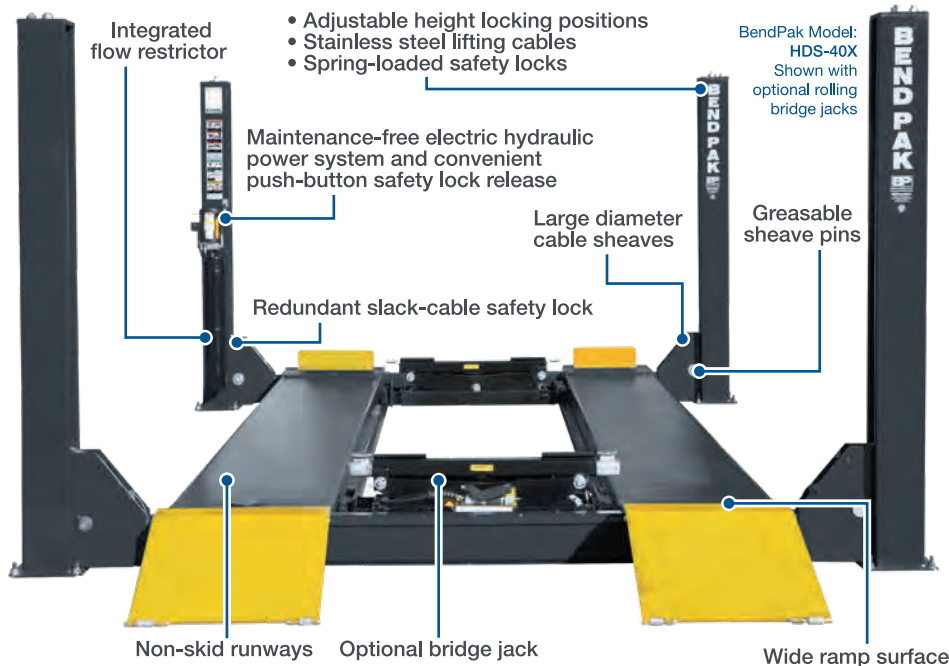
BendPak Model:
HDS-27



BendPak Model:
HDS-40X



Model	HDS-27	HDS-27X	HDS-40	HDS-40X
SKU	#5175162	#5175403	#5175610	#5175605
Lifting Capacity	27,000 lbs.	27,000 lbs.	40,000 lbs.	40,000 lbs.
Max. Lifting Height	59.25"	59.25"	59.25"	59.25"
Runway Length	257.25"	317.5"	257.25"	317.25"
Overall Length	312.75"	372.75"	313.75"	373.75"
Overall Width	153.5"	153.5"	153.5"	153.5"



Alignment Lifts

HDS Series Features & Specifications

SERIES FEATURES:

- Runways adjust to different widths
- Multi auto-level locking positions
- Single hydraulic cylinder
- Fully enclosed lifting cables and sheaves
- Pneumatic push-button safety release
- Heavy-duty aircraft cable
- Runways feature non-skid surface
- Self-lubricating cable sheaves
- Oversized sheave diameter
- Features heavy-duty sheave axles
- Fully adjustable lock stops
- Drive through ramps available
- Rolling bridge airline kit available
- Roll back kit available



HD-9AE
Alignment Lift
#5175820



Max. 2 Wheel Align. - 160" / Max. Lift Height - 70"
Capacity - 9,000 lbs. / Runway Length - 188"
Width - 127" / Length - 224"

HDS0-14AX
Open Front
#5175153



Max. 2 Wheel Align. - 182" / Max. Lift Height - 70"
Capacity - 14,000 lbs. / Runway Length - 199"
Width - 143" / Length - 243"

HDS-14LSX
Extended Length
#5175171



Max. 2 Wheel Align. - 182" / Max. Lift Height - 70"
Capacity - 14,000 lbs. / Runway Length - 199"
Width - 130" / Length - 241"

HDS-14LSXE
Limo Extended Length
#5175172



Max. 2 Wheel Align. - 212" / Max. Lift Height - 70"
Capacity - 14,000 lbs. / Runway Length - 229"
Width - 130" / Length - 271"

HDS-18EA
Truck Alignment
#5175969



Max. 2 Wheel Align. - 211" / Max. Lift Height - 59"
Capacity - 18,000 lbs. / Runway Length - 257.5"
Width - 153.5" / Length - 312.75"



Rolling Bridge Jacks

Optional 4-Post Accessories

RJ45LP | Low Profile



RJ45W



SERIES FEATURES:

- 4,500 - 25,000 lb. lifting capacity
- Versatile drop in lifting pads
- Multi-piece adapter set standard
- High-pressure hydraulic power unit
- Stackable adapters
- Automatic safety locks
- Three safety-lock positions
- Rubber lifting pads or steel lifting pads come standard or optional
- Optional air-line kit
- Raise 2 or 4 wheels off the runways
- Telescoping roller design allows the runways to be adjusted for different tread widths



Model	RJ45LP	RJ45W	RJ6W	RJ7W	RJ9W	RB15000	RB18000	RB25000
SKU	#5175579	#5175247	#5175248	#5175249	#5175252	#5175031	#5175032	#5175033
Lifting Capacity	4,500 lbs.	4,500 lbs.	6,000 lbs.	7,000 lbs.	9,000 lbs.	15,000 lbs.	18,000 lbs.	25,000 lbs.
Arm Reach Min.	42"	42"	42"	42"	42"	48.5"	48.5"	48.5"
Arm Reach Max.	61"	57"	56"	56"	56"	63.75"	63.75"	63.75"
Frame Reach Min.	35.5"	35.5"	36.25"	36.25"	45"	45.75"	45"	45"
Frame Reach Max.	46.5"	46.5"	47.25"	46.5"	50"	59"	45"	45"

Portable Column Lift

Mobile Lift Features & Specifications

SERIES FEATURES:

- 18,000-lb. individual column capacity
- 144,000-lb. maximum system capacity with 8 units
- SINGLE, PAIR or TEAM operation
- Three, 30' cables are used, leaving the front or back of the lift clear of cables
- Self-diagnostics and self-calibration
- Control systems feature 24-volt circuitry
- Variable height limit settings
- Two-speed lowering option settings
- Equipped with a warning light and audible alarm for critical warning alerts
- Emergency shutoff on each column
- Key lock enclosure on each column
- Electronics are multi-fuse protected
- Enclosed electric-hydraulic power system
- Pallet-jack style steering wheels
- Extended forks accommodate wide tires and deep wheel configurations
- Multi-width wheel forks with locking pins
- Tandem 8" diameter polyurethane covered steel wheels

PCL-18B (Set of 4)
#5175292



Column Capacity - 18,000 lbs.
System Capacity - 72,000 lbs.
Lifting Height - 71.5"

PCL-18B (Set of 6)
#5175293

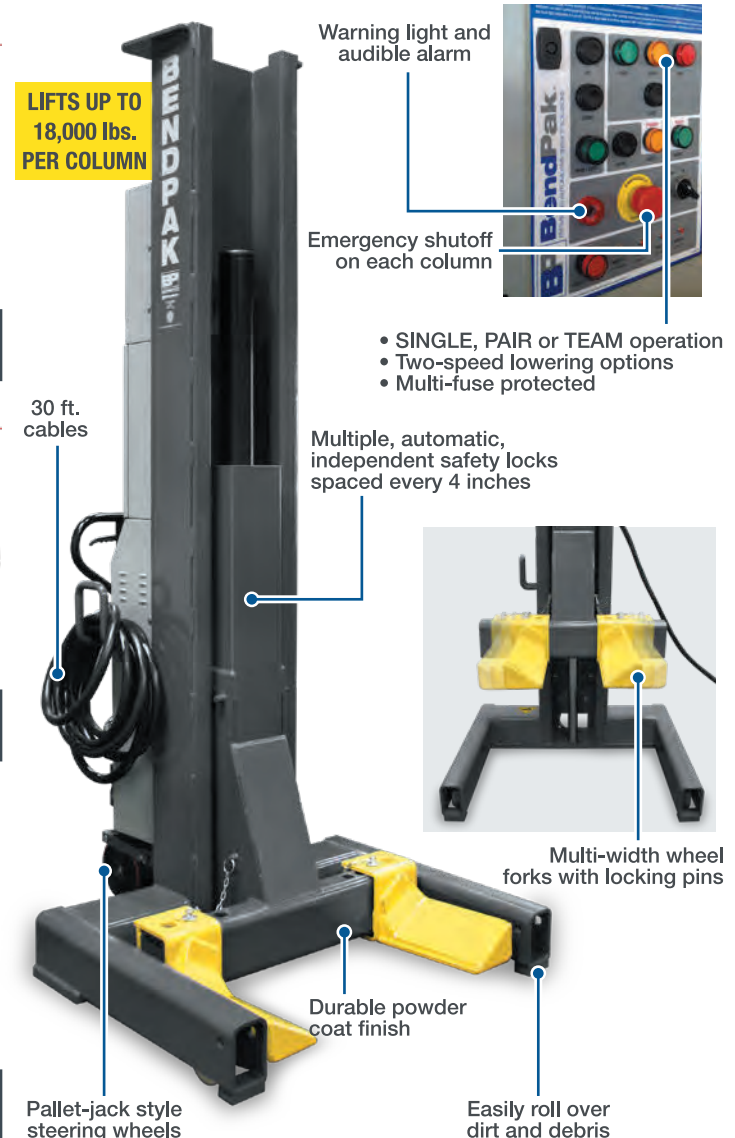


Column Capacity - 18,000 lbs.
System Capacity - 108,000 lbs.
Lifting Height - 71.5"

PCL-18B (Set of 8)
#5175294



Column Capacity - 18,000 lbs.
System Capacity - 144,000 lbs.
Lifting Height - 71.5"



Scissor Lifts

Scissor Series Features & Specifications

STANDARD ACCESSORIES:



MD-6XP Model
Multi-piece Adapter Set



SP-7X & All Low-Rise Models
1.5" Rubber Lift Blocks



Power Unit Stand
Mounted Models Only



Mobile Power Cart
Portable Models Only

LR-60
Low-Rise Lift
#5175729



Comes standard
with rubber lift blocks

Lifting Capacity - 6,000 lbs.
Lift Pad Dimensions - 18" x 52"
Height Range - 3.75" - 25"

LR-60P
Low-Rise Portable Lift
#5175728



Comes standard
with rubber lift blocks

Lifting Capacity - 6,000 lbs.
Lift Pad Dimensions - 18" x 52"
Height Range - 3.5" - 25"

MD-6XP
Mid-Rise Portable Lift
#5175730



Comes standard
with adapter set

Lifting Capacity - 6,000 lbs.
Adjustable Arms
Height Range - 4.75" - 47"



ACCESSORIES:



1.5" Rubber Lift Blocks



3" Rubber Lift Blocks



6" Rubber Lift Blocks



LR-4A Arm Kit
#5210944

P9000LT
Low-Rise Pit Lift
#5175133



Lifting Capacity - 9,000 lbs.
Lift Pad Dimensions - 24" x 58.5"
Height Range - 4" - 23.75"

P9000LTF
Low-Rise Pit Lift Flush Mount
#5175155



Lifting Capacity - 9,000 lbs.
Lift Pad Dimensions - 24" x 58.5"
Height Range - 4" - 23.75"

Optional P-9000 Series
Telescoping Arm Kit
#5210194



Capacity / Each arm - 2,250 lbs.
(4) Lift Arms • (4) Contact pads

LR10000
Low-Rise Lift
#5175232



Comes standard
with 8-pc. adapter set

Lifting Capacity - 10,000 lbs.
Lift Pad Dimensions - 24" x 5"
Height Range - 4.5" - 23"

MDS-6LP
Mid-Rise Scissor Lift
#5175226



Lifting Capacity - 6,000 lbs.
Lift Pad Dimensions - 19" x 67"
Height Range - 5" - 44.5"

MDS-6LPF
Mid-Rise Scissor
Flush Mount
#5175227



Lifting Capacity - 6,000 lbs.
Lift Pad Dimensions - 19" x 67"
Height Range - 5" - 44.5"

SP-7XE Full-Rise
Scissor Lift
#5175424



Capacity - 7,000 lbs.
Lift Pad Dimensions - 22" x 62.5"
Height Range - 6.5" - 70.5"

SP-7XEF Full-Rise Flush Mount
Scissor Lift
#5175425



Capacity - 7,000 lbs.
Lift Pad Dimensions - 22" x 62.5"
Height Range - 6.5" - 70.5"

MDS-6EXT
Low-Mid Scissor Lift
#5175192



Capacity - 6,000 lbs.
Lift Pad Dimensions - 19" x 79"
Height Range - 5.25" - 38.25"

MDS-6EXTF
Low-Mid Scissor Lift
#5175151



Capacity - 6,000 lbs.
Lift Pad Dimensions - 19" x 79"
Height Range - Flushed - 38.25"



MDS-6LPF

Heavy Duty Rubber Jack Pads

Essential Accessories



When it comes to taking care of your vehicle, AutoPucks are the tool of choice. Designed with precision and durability in mind, AutoPucks ensure that you can lift your vehicle without the risk of scratching or bending pinch welds. Engineered to provide a secure buffer between your jack stand and the vehicle's frame, AutoPucks deliver unparalleled protection and peace of mind during every maintenance session. With AutoPucks, you can focus on the task at hand, knowing your vehicle is shielded from potential damage.

FEATURES:

- Material: Durable Shore 95A Rubber
- Rated Capacity per Jack Puck: 1,750 lbs. (794 kg) max.
- Rated Temperature Range: -40°F (-40°C) to +104°F (+40°C) max.



Standard

#5216328 / Set of 4

- Enhanced durability
- Resistant to damage
- Universal Design
- Fits most jacks and vehicles



Tesla

#5216357 / Set of 4

- Fits Tesla models S, 3, X, and Y
- Silicone O-ring
- plug-in design for seamless connection to the Tesla frame



Corvette

#5216374 / Set of 4

- Designed for Corvette Models C5/C6/C7/C8/Z06/ZR1
- Not compatible with 2006-2012 C6 Z06, ZR1, or Grand Sport



Nationwide Installation



Nationwide Installation and Service You Can Trust

If you need car lift installation, our nationwide network of service centers has you covered. They not only handle installation but also provide after-sales support, annual lift inspections, and preventive maintenance to keep your equipment running smoothly.

Our certified technicians are highly qualified and take great care in every installation. They prioritize safety, precision, and attention to detail, ensuring the job is done right the first time. Whether it's a commercial garage, residential property, government facility, or municipality, we treat every workspace with respect and maintain the highest standards of safety and professionalism.




Installation



Maintenance



Support



MAXJAX® Portable Two-Post Lift

M7K Standard Package
#5175548



M7K Deluxe Package
#5175566



PACKAGE INCLUDES:

M7K Portable Lift With All Standard Accessories

PACKAGE INCLUDES:

M7K Portable Car Lift Upright Oil Drain Rolling Work Seat

M7K Supreme Package
#5175569



PACKAGE INCLUDES:

M7K Portable Car Lift / Upright Oil Drain Rolling Work Seat / 5" Tall Adapter Pins Frame Cradle Pads

M7K Ultimate Package
#5175572



PACKAGE INCLUDES:

M7K Portable Car Lift / Upright Oil Drain Adjustable Creeper / 5" Tall Adapter Pins Frame Cradle Pads

SERIES FEATURES:

- 7,000-lb Lifting capacity
- Maximum lifting height - 50.5"
- Minimum pad height - 5.5"
- Lock positions - 8 (every 3.7")
- Overall height - 89.5"
- Drive-thru clearance - 74" - 104"
- Motor - 110 VAC / 50-60 Hz / 1 Ph
- Strong steel construction
- Direct-drive, low-pressure cylinders
- Maintenance-free slide blocks
- Quick-disconnect self-sealing hose connection
- Built-in wheels that allow you to move it easily
- Automatic safety locks
- Optional motorcycle adapters are available



The M7K. The bigger, badder MaxJax®. Everything you loved about the M6K is back, but now with an even higher lifting capacity. Our engineers found a way to let you safely lift up to 7,000 lbs. while still retaining a minimal footprint. Thanks to its unique portable two-post design, the MaxJax offers greater versatility and serviceability when compared to traditional mid-rise or low-rise garage lifting systems.



MOTORCYCLE ADAPTER
#5215917

Our optional motorcycle adapter kit allows you to safely lift motorcycles and other motorized vehicles to a comfortable working height.

- 1,500-lbs. capacity
- Simple Installation
- Non-slip polyurethane rubber pads
- Sturdy stainless steel construction



FLUSH-MOUNT ANCHORS

Variability in Specifications and Features: All product specifications and features listed in this catalog are for reference only. For a more accurate and comprehensive listing of product specifications and features, visit www.bendpak.com. The contents of this catalog are subject to change.

QUICKJACK™

TOP SELLER




Model	BL-3500SLX	5000TL	5000TLX	6000ELX	7000TL	7000TLX
SKU	#5175010	#5175630	#5175635	#5175650	#5175640	#5175645
Lowered Height	3 in.	3 in.	3 in.	3.5 in.	3.5 in.	3.5 in.
Max. Lifting Height	21 in.	24 in.	24 in.	24.5 in.	24.5 in.	24.5 in.
Frame Width	10.5 in.	11 in.	11 in.	12.5 in.	12.5 in.	12.5 in.
Frame Length	62.5 in.	70 in.	76 in.	86.75 in.	70.75 in.	76 in.
Min. Lift Point Spread	27 in.	37 in.	43 in.	53 in.	37 in.	43 in.
Max. Lift Point Spread	50.5 in.	60 in.	66 in.	76 in.	60 in.	66 in.

*ALI includes all models except BL-3500SLX



ACCESSORIES:



Wall Hanger Set
#5210199



Truck Adapter Kit
#5150561




Frame Extensions
#5620291



ATV Lift Kit
#5150006



Crossbeam Adapters
#5215865 & #5215866



Motorcycle Lift Kit
#5300861



Pinch-Weld Pucks
#5300013



Round Pinch-Weld Pucks
#5300011



1.5" Low-Profile Blocks
#5300861



AutoPucks
Standard #5216328
Tesla #5216357
Corvette #5216374

QuickJack Features

- Extended block trays
- Zero-leak fittings
- Open-center design
- 14-gauge welded steel frames
- Integrated power-assist canisters
- Quick-connect/disconnect hoses
- Includes eight piece set of adjustable rubber lift blocks
- Remote pendant control
- Steel mounted urethane wheels
- Dual-position automatic safety lock bars



5000TL

QUICKJACK™

Parking & Storage Lifts

A6 SERIES FEATURES:

- 6,000-lb. lifting capacity
- Simple push button controls
- Dual, direct drive hydraulic lifting cylinders
- Automatic safety locks engage at six different parking heights
- Minimal footprint fits a typical parking space
- 100% hot-dipped, galvanized steel platform
- Accommodates cars, light trucks and SUVs

HD-973P SERIES FEATURES:

- Perfect for parking, storage and service
- Perfect for cars, trucks, and SUVs
- 7,000 lb. capacity upper deck
- 9,000 lb. capacity lower deck
- Padded trip bar with limit switch prevents lower vehicle from making contact with upper platform
- Galvanized option available

A6S Scissors Parking Lift #5175274



Capacity - 6,000 lbs.
Lifting Height (Top Lock) - 81.25"
Overall Width - 103" / Length - 143"

A6W Extra Wide Scissors Parking Lift #5175282



Capacity - 6,000 lbs.
Lifting Height (Top Lock) - 81.25"
Overall Width - 111" / Length - 144"

PL-6000DC Two-Post Parking Lift #5175427



Lifting Capacity - 6,000 lbs.
Lifting Height - 82.5" / Overall Height - 126.5"
Width - 100.25" / Length - 148.25"

HD-973P Tri-Level Parking Lift #5175238



Capacity - 7K lbs. Top Deck / 9K lbs. Bot. Deck
Runway (L) - 188.5" / Overall Height - 161"
Width - 112" / Length - 242"

HD-973PX Tri-Level Parking Lift Extended #5175267



Capacity - 7K lbs. Top Deck / 9K lbs. Bot. Deck
Runway (L) - 199" / Overall Height - 173"
Width - 112" / Length - 252.25"

PL-6000 Series Add-On PL-6000DC - #5175439 PL-6000DCX - #5175643



Shared column add-on for PL-6000 series
Fit more units into a smaller space
Install in either indoor or outdoor locations

PL-6000DCX Wide Two-Post Parking Lift #5175625

NEW!



Capacity - 6,000 lbs.
Lifting Height (Top Lock) - 82.5"
Overall Width - 112" / Length - 163.5"

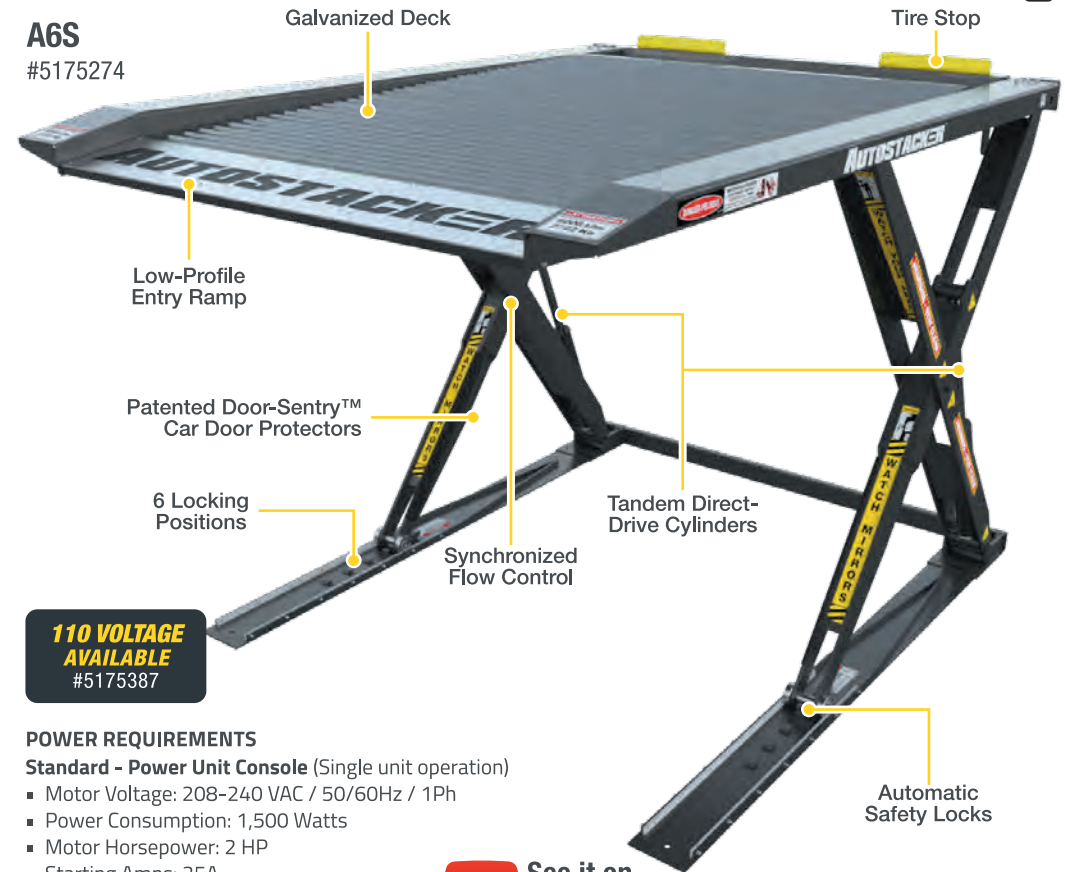


HD-973P

Parking Series Features & Specifications

AUTOSTACKER Double Your Parking

A6S #5175274



110 VOLTAGE AVAILABLE
#5175387

POWER REQUIREMENTS

Standard - Power Unit Console (Single unit operation)

- Motor Voltage: 208-240 VAC / 50/60Hz / 1Ph
- Power Consumption: 1,500 Watts
- Motor Horsepower: 2 HP
- Starting Amps: 25A
- Normal Running Amps: 12-18A

See it on YouTube

Optional multi-unit power unit console available (Operates up to 14 lifts)



48" APPROACH RAMPS AVAILABLE
#5174106



Variability in Specifications and Features: All product specifications and features listed in this catalog are for reference only. For a more accurate and comprehensive listing of product specifications and features, visit www.bendpak.com. The contents of this catalog are subject to change.

Parking & Storage Lifts

Multi-Platform Parking Lift Series Features & Specifications

Multi-Platform Parking Lift Features

- 6,000-lb. capacity per deck
- Perfect for cars, light trucks and ATVs
- Rugged I-beam and C-channel construction
- Wide base plate for maximum stability
- Superstructure features durable powder coat finish
- Dual hydraulic cylinders with heavy-duty steel lifting cable
- Heavy-duty steel construction
- Reliable electric-hydraulic power system
- Features heavy-duty 3/8" aircraft cable
- Rugged 1-1/4" roller axles
- Simple controls
- Full-width platform to keep bottom vehicles protected

- High-speed lifting
- Oversized sheave diameter reduces cable fatigue
- Multi-position safety locks in each column
- Runways feature non-skid surface
- Independent backup slack-cable safety latches
- Built-in wheel stops



PL-6KT Triple Deck Platform Lift #5175154



- Lifting Capacity / Deck - 6,000 lbs.
- Overall Width - 308"
- Overall Length - 236.5"
- Platform Width - 82"
- Length of Platforms - 152"
- Drive Clearance - 93"
- Max. Lift Height - 89"

**Turns a Three-Car Garage
into a Six-Car Showcase**

HD-9SW Double Wide Standard #5175023

- Lifting Capacity Per Platform - 9,000 lbs.
- Overall Width - 202"
- Overall Length - 218.5"
- Length of Runway - 164"
- Drive Clearance - 178"
- Max. Lift Height - 77"



HD-9SWX Double Wide Tall Long #5175024

- Lifting Capacity Per Platform - 9,000 lbs.
- Overall Width - 202"
- Overall Length - 242.5"
- Length of Runway - 188"
- Drive Clearance - 178"
- Max. Lift Height - 89"

**Four Cars, One Lift. Stack 'em
High on this Super-Wide Lift**

PL-12000DPS Shortened Length Tandem Parking Lift #5175552

- Lifting Capacity Per Platform - 6,000 lbs.
- Overall Width - 221.5"
- Overall Length - 218.5"
- Length of Runway - 159"
- Drive Clearance - 68.5"
- Max. Lift Height - 70.2"

PL-12000DP Tandem Parking Lift #5175547

- Lifting Capacity Per Platform - 6,000 lbs.
- Overall Width - 221.5"
- Overall Length - 242.5"
- Length of Runway - 183"
- Drive Clearance - 80.5"
- Max. Lift Height - 82"



**SEE IT IN
ACTION**



Variability in Specifications and Features: All product specifications and features listed in this catalog are for reference only. For a more accurate and comprehensive listing of product specifications and features, visit www.bendpak.com. The contents of this catalog are subject to change.

POWER YOUR ADVENTURES

JACKPAK
By BendPak

**MEGA
2500 AMPS
OF POWER!**

Model:
ULTRA2500A

**THE PERFECT
ROADSIDE HELP**

**LITHIUM-ION
POWER TECHNOLOGY**

Up To
6.5L
Diesel Engines

Up To
8.5L
Gas Engines

The Original and Still The Best.

THE PERFECT ROADSIDE HELP



JUMP STARTER
2500A



AIR INFLATOR
150PSI



LED FLASHLIGHT
300 Lumen



POWER BANK
22,800mAh

SPECIFICATIONS:

- Battery Capacity: 76Wh
- Starting Voltage: 12V
- Current: 1200A - 2500A
- Pressure Range: 10 - 150 psi
- Battery Life: 1000 Cycles
- Charging Time: 4.5 - 8 Hours

FEATURES:

- Built-In Air Compressor
- 5V USB Outlet for Small Electronic Devices
- LED Flashlight/ Emergency Signal
- Lightweight & Compact Design
- Fits Under Seat or Glove Compartment

INCLUDES:

- Jumper Cable Attachment
- Air Hose w/ Heavy-Duty Nylon Abrasion Sheathing
- USB-A to USB-C Cable
- Nozzle Adapters
- Carrying Case



©2024 JackPak™. A division of BendPak Inc.



Check Out the Full
JACKPAK Line-up!

Rechargeable Work Light

4-Post Optional Accessories



**LiteStix LS36MDX
Rechargeable
Work Light**
#5150063

LITESTIX
By BendPak



STRONG MAGNETIC ENDS

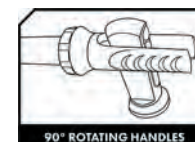
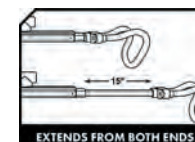


LITESTIX™ LS36MDX is a versatile LED portable work light designed for heavy-use. A total of 36 super-bright LED bulbs provide brilliant lighting coverage anywhere you need, perfect for night time and other low-light projects. The LITESTIX™ LS36MDX includes a large-capacity 2,600 mAh Li-ion battery that has been thoroughly tested to last up to 7 hours of continuous use. An impact resistant polycarbonate light housing, all-steel telescoping light tube holder latches from 49" to 79" lengths, and two swivel-head mounts with built-in magnets provide all the flexibility and versatility to illuminate your next project.



SUPER BRIGHT

**1200
LUMENS**



UP TO 7 HOURS OF
CONTINUOUS USAGE



STRONG
MAGNETIC ENDS



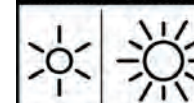
TWO ACCESSIBLE
POWER BUTTONS



RECHARGEABLE
LITHIUM-ION



HIGH AND LOW
BRIGHTNESS SETTINGS



1-800-253-2363 • www.bendpak.com

BendPak

Pipe Benders

Bender Series Features & Specifications

SERIES FEATURES:

- 3-1/3" min. bending radius
- 5" max. bending radius
- Canister style hydraulic filter
- 5 Hp / 208 - 230 VAC motor
- Manual or automatic controls
- Drop-in swaging collars
- Twist lock tooling
- ANSI 92.2 Cylinders
- Quick release bending dies
- Bending heads to within .002"
- Bending and end finishing operation
- Adjustable back gate pressure
- 180° bending capacity
- One piece solid steel barrel
- Direct drive high speed 4 GPM pump
- Tool trays
- Large fluid reservoir
- Filtered hydraulic system
- Oil sight gauges
- 1/2" high pressure hose
- Wide variety of tooling available

BB-2-DLX-601 #5115150



Bending Controls - Manual
Clampless Swager - Internal Expander
Deluxe 302 Tooling Package

1302BAS-DLX-601 #5115180



Bending Controls - Semi-Automatic
Clampless Swager - Internal Expander
Deluxe 302 Tooling Package

1302BA-DLX-601 #5115121



Bending Controls - Digital Automatic
Clampless Swager - Internal Expander
Deluxe 302 Tooling Package

300-1 Die Package
#5105570



6-Piece Set
Bends 3" OD Tubing



**EXPORT MODELS
AVAILABLE**

MODEL	BB-2-DLX-601	1302BAS-DLX-601	1302BA-DLX-601
SKU	5115150	5115180	5115121
Controls	Manual	Semi-Automatic	Automatic
Max. Tube Capacity	3"	3"	3"
Max. Bending Radius	5"	5"	5"
Min. Bending Radius	3.3"	3.3"	3.3"
Top Cylinder Force	60,000 lbs.	60,000 lbs.	60,000 lbs.
Hydraulic Filter	Canister	Canister	Canister

Air Compressors

Patriot Series Features & Specifications

SERIES FEATURES:

- 80 & 120 Gallon vertical tank
- 2-stage pump
- ASME rated tank
- Electric mag-starter
- Fan-type flywheel
- Fully enclosed belt guard
- Tapered roller bearings
- Forged ductile iron crankshaft
- Corrosion resistant tubing for coolers, separators and valves.
- 100% cast iron Elite pump
- Cast iron cylinders and heads with deep cooling fins
- Forced-air after cooler
- Oil sight gauge
- Automatic pressure switch
- ASME rated overload pressure safety valve
- Pressure gauge with valve
- Oversized replaceable air filters
- Automatic start / stop

5 HP MODEL

TSP-580V-601
#5179111



Voltage - 208-230 V / 60 Hz / 1 Ph
Horsepower - 5 Hp
Maximum CFM - 17 / 175 psi
Tank - 300L / 80 Gal / Vertical

7.5 HP MODEL

VMP-7580V-601
#5179112



Voltage - 208-230 V / 60 Hz / 1 Ph
Horsepower - 7.5 Hp
Maximum CFM - 26 / 175 psi
Tank - 300L / 80 Gal / Vertical

10 HP MODEL

VMP-10120V-603
#5179114




Voltage - 208-230 V / 60 Hz / 3 Ph
Horsepower - 10 Hp
Maximum CFM - 35 / 175 psi
Tank - 454L / 120 Gal / Vertical

3 Ph Model
Available
#5179113

ANSI

Extreme-duty four-cylinder cast iron pump



PATRIOT SERIES

When the job calls for serious air power, BendPak's Patriot Series™ compressors step up. Engineered in an ISO 9001-certified facility, these workhorses are built with rugged cast-iron construction, Manchester Tanks, and copper piping to maintain cooler operation. Offering motor options like single or three-phase, 60 Hz, and up to 10 horsepower, they're designed to handle any task. Large pistons at low RPMs keep temperatures down, reducing moisture and extending longevity. With standard anti-vibration pads for smooth operation, the Patriot Series delivers reliable, high-pressure air power, making it a must-have for any serious shop or garage.

Tire Changers

Ranger Series Features & Specifications

GET MORE - SPEED - HORSEPOWER - TORQUE

Modern tires are *more* stubborn than ever. If you want to get the job done quickly and correctly than you need a tire changer that has **more**. Equipped with 220VAC, Ranger's latest tire changers deliver more of everything. With more speed, more horsepower and gobs more torque, you can break beads and swap tires on even the most difficult tires in your shop. Plus the powerful, high-torque electric turntables, increased speed and reversible direction mean quicker tire removal and installation, giving you more bang for your buck. Important accessories come standard, like a multi-piece plastic wheel protector kit that includes turntable jaw covers, bead-breaker blade boots and specialized mount/demount head covers to help protect delicate wheels. With all of the reliable features that Ranger tire changers are known for, and now even **more power**, why settle for less?

R745
Swing-Arm
Tire Changer
110V / 220V
#5140148



Internal Clamping - 12" - 20"
External Clamping - 10" - 16"
Maximum Tire Diameter - 36"

R980XR
Swing-Arm
Tire Changer
220V - #5140146



Internal Clamping - 10" - 30"
External Clamping - 9" - 26"
Maximum Tire Diameter - 50"

R980AT
Swing-Arm
Tire Changer
110V - #5140168
220V - #5140147



Internal Clamping - 10" - 30"
External Clamping - 9" - 26"
Maximum Tire Diameter - 50"

R76ATR
Tilt-Back
Power Assist
110V - #5140167
220V - #5140140



Internal Clamping - 10" - 30"
External Clamping - 9" - 26"
Maximum Tire Diameter - 43"

R980DP
Swing-Arm
Dual Assist
110V - #5140176
220V - #5140174



Internal Clamping - 10" - 30"
External Clamping - 9" - 26"
Maximum Tire Diameter - 50"

RimGuard™ Wheel Clamps



R80EX Dual-Assist
Tilt-Back
Tire Changer
220V - #5140139



Internal Clamping - 13" - 34"
External Clamping - 10" - 30"
Maximum Tire Diameter - 47"

R26FLT
220V - #5140137

SUPER-DUTY TRUCK TIRE CHANGER



Drive System - Electric / Hydraulic
Maximum Rim Diameter - 14" - 26"
Maximum Tire Diameter - 63"

Tire Changers

Ranger Series Features & Specifications

ACCESSORIES:



Plastic Duckhead
#5150523



ATV / Motorcycle Duckhead
#5327457



RimGuard™ Wheel Clamps
#5328311




Elevating Clamps
#5328425



Leverless Bead Lifter
#5328377

R80EX Dual-Assist
Tilt-Back
Tire Changer
#5140139



**ALL RANGER TIRE
CHANGERS FEATURE:**
Polymer & Urethane
RimGuard™ Wheel Clamps
(Excludes R745)

See it on the BendPak / Ranger YouTube Page

Variability in Specifications and Features: All product specifications and features listed in this catalog are for reference only. For a more accurate and comprehensive listing of product specifications and features, visit www.bendpak.com. The contents of this catalog are subject to change.

Wheel Balancers

Wheel Balancers Features & Specifications

DST-2420 FEATURES:

- Dynamic, Static and Performance Alloy settings
- Automatic round-off with top-dead-center weight position indicator
- Hardened-steel 36 mm shaft
- Quick-release hub nut
- Multi-user save function

DST30P FEATURES:

- Ergonomic control board and easy-to-read LED display
- Multi-user save function
- Automatic braking
- Low RPM balancing speed and rapid six-second cycle time
- Self-calibration function

LS43B FEATURES:

- Dynamic, Static and Performance Alloy settings
- Manual or automatic start
- Automatic braking
- Low RPM balancing speed and rapid six-second cycle time
- Self-calibration function

DST-2420
Wheel Balancer
110V / 220V - #5140156



Max. Wheel Diameter - 10"- 30"
Max. Tire Diameter - 47"
Max. Tire Weight - 145 lbs.

DST30P
Wheel Balancer
110V / 220V - #5140154



Max. Wheel Diameter - 8" - 30"
Max. Tire Diameter - 50"
Max. Tire Weight - 150 lbs.

LS43B
Wheel Balancer
3D Quick-Touch™
Laser-Spot™
220V - #5140151



Max. Wheel Diameter - 10"- 30"
Max. Tire Diameter - 47"
Max. Tire Weight - 145 lbs.

RB24T
Truck Wheel Balancer
220V - #5140149



Max. Wheel Diameter - 30"
Max. Tire Diameter - 50"
Max. Tire Weight - 400 lbs.

RB30T
Truck Wheel Balancer
220V - #5140179



Max. Wheel Diameter - 30"
Max. Tire Diameter - 50"
Max. Tire Weight - 400 lbs.

Truck Cone Kit
#5150032



Double-sided centering cone fits
hub sizes 4.75" - 6.75"

**Motorcycle
Shaft Kit**
#5150320



Fits DST-2420 and DST-64T
Includes: Universal wheel clamp, shaft,
centering cones, spacers and spin-on nut

Lug Bolt Kit
#5150020



8-pc. kit
Includes: Centering pin adapters, flange
plate kit and measuring caliper

Sonar-Spot Balancer

Wheel Balancers Features & Specifications

INFORMATION:

The Ranger LS45DS Sonar Wheel Balancer is the latest innovation in wheel balancing technology, designed to revolutionize the way automotive shops approach balancing jobs. From its advanced sonar capabilities to its precise laser-spot technology, the LS45DS brings a level of speed, accuracy, and user-friendliness that makes it indispensable for high-volume and specialty shops alike. Handling wheels 12" to 24" in diameter, this isn't just another wheel balancer—it's a complete system engineered to maximize productivity, minimize mistakes, and enhance customer satisfaction.

LS45DS FEATURES:

- Dynamic, Static, Aluminum, and HID (hidden) balancing
- Manual or Automatic start
- Low RPM balancing speed and rapid 7-second cycle time
- Automatic round-off with top-dead-weight position indicator

LS45DS
Wheel Balancer
3D Quick-Touch™
Sonar-Spot™
220V - #5140177

Max. Wheel Diameter - 12"- 24"
Max. Tire Diameter - 31.5"
Max. Tire Weight - 145 lbs.
Wheel Width Capacity - 4" - 20"



Tooling kit subject to change.

Images are a representation. Actual item may vary.

Brake Lathes

Brake Lathes Features & Specifications

RL-8500XLT FEATURES:


- Extended capacity spindle can be used on brake drums 10" deep
- Rear bushing location provides extra support for the arbor
- Capable of truing even the heaviest drum rotors
- Optional truck adapter kit available
- Simple ergonomic controls designed for minimal operator movement
- Precision electric DC servo motors designed to meet the demanding requirements of industrial motion control
- Quick-Change Adapter-Plus system
- Works on all cars or trucks, both foreign and domestic, with hubless drums, rotors (center hole sized 2-5/32" – 4") and composite rotors (center hole sized 4" – 6.25")
- Precision twin cutter tools and a quick drum-to-rotor changeover

RL-8500XLT Combination Brake Lathe Package Super-Duty #5150080



Max. Rotor Thickness - 2.5"
Max. Rotor Diameter - 17"
Max. Drum Diameter - 28"

Light & Medium Truck Adapter Set #5150171




A) Small Truck Cone - 4.125" x 5.25"
B) Large Truck Cone - 5.125" x 6.25"
C) Truck Plate - 7.40" OD

Brake Lathe Truck Adapter Kit #5150161



Fully Equipped Multi-Piece Set
Accommodates Medium &
Full Size Trucks

RL-8500 Combination Brake Lathe #5150066



Fully equipped tool package comes standard

See it on the BendPak / Ranger YouTube Page



Power Units

AC Power / 110 - 230 Volts / Vertical Mount

Power Units Explained

Ranger™ AC hydraulic power units are self-contained, dependable sources of hydraulic power that come standard with an abundance of features and benefits in a durable and economic package. These high-quality power units are ideal for industrial AC applications, such as auto lifts, elevated work platforms, scissor lifts, dock levelers, conveyors, packaging machines, machine tools, compactors, crimping machines, presses, robotic equipment, tailgate lifts, dump bodies, cab tilts, emergency backup units, snowplows, log-splitters, harvesting machinery, lift platforms, scaffolds, presses, waste compactors, car lifts, medical and dental field lifts and more.

E1.2B3F1 Power Unit #5585435



Gal Reservoir - 1.6 / PRV - 2500
Motor - 1.5 HP / 220V - 60 Hz -1PH
CE Listed

E2.1F3H1 Power Unit #5585285



Gal Reservoir - 3.6 / PRV - 2650
Motor - 2.5 HP / 208-230V-50/60 Hz-1PH
UL/ETL Listed

F2.1F3H1 Power Unit #5585280





Gal Reservoir - 3.6 / PRV - 2850
Motor - 2.5 HP / 208-230V-60 Hz-1PH
UL/ETL Listed

FEATURES:

- UL / ETL Listed (except model E1.2B8F1)
- Vertical Design
- Built-in throttle and buffer valves reduce pre-load pressure
- Integrated fixed-setting pressure relief valve
- Submerged pump
- Spare pressure port
- Multi-hole adapter plate adapts to a wide variety of mounting applications
- Suction-strainer
- Breather and fill-cap



NEED REPLACEMENT PARTS? WE HAVE THEM TOO. CALL US
TOLL FREE 1-800-253-2363 OR EMAIL PARTS@BENDPAK.COM



Jacks & Lifting

Lifting Features & Specifications

INFORMATION:

Ranger's wide array of multi-purpose floor jacks just keeps getting larger and more diverse. Our floor jacks have maximum capacities ranging from 3,000 to 60,000 lbs. and come in a variety of styles, like quick-pump and low-profile. No matter which one you choose, Ranger floor jacks offer incredible lifting power and top-notch construction that you can count on to never let you down. Our impressive line of floor jacks are carefully designed to accommodate a wide spectrum of weight capacities and lifting applications, easily lifting just about anything that needs service.

RFJ-3000AL
1.5 Ton Aluminum
Racing Floor Jack
#5150061



Capacity - 3,000 lbs.
Height - 3.5" - 17.5"
Chassis Length - 24"

RFJ-3000LPF
1.5 Ton Super-Long
Floor Jack
#5150060



Capacity - 3,000 lbs.
Height - 2.75" - 24"
Chassis Length - 34"

RFJ-4000AL
2 Ton Aluminum
Racing Floor Jack
#5150085



Capacity - 4,000 lbs.
Height - 3.5" - 17.75"
Chassis Length - 24"

RFJ-5000HD
2.5 Ton Heavy-Duty
Commercial Grade
Floor Jack
#5150056



Capacity - 5,000 lbs.
Height - 3" - 20"
Chassis Length - 26"

RFJ-3TP
3 Ton Professional
Floor Jack
#5150440



Capacity - 6,000 lbs.
Height - 5.25" - 19.25"
Chassis Length - 26"

4000ALX
Aluminum Racing
Floor Jack
#5150049



Capacity - 4,000 lbs.
Height - 3.75" - 19"
Chassis Length - 26"

RFJ-3T
3 Ton Racing Style
Floor Jack / Plunger-U-Joint
#5150414



Capacity - 6,000 lbs.
Height - 4.75" - 20.5"
Chassis Length - 28"

RFJ-3TQP
3 Ton Quick Pump
Floor Jack
#5150418



Capacity - 6,000 lbs.
Height - 5" - 19.75"
Chassis Length - 25.5"



4000ALX

Jacks & Lifting

Lifting Features & Specifications

SERIES FEATURES:

- Welded steel construction for maximum durability
- Safety ratchet design ensures stands remain locked under load
- Perfect for holding drivetrain or exhaust components in position
- Quick-adjust spin handle with thrust bearing
- Wide base provides maximum stability
- Thick, rubber adjustable pad for maximum support
- Convenient handle and column release
- Hardened ACME screw for easy adjustment
- Tripod design evenly distributes heavy weight loads
- Bearing mounted slider
- Stabilizes vehicles raised on lifts
- Heavy-steel construction for maximum durability

RJS-3T
3 Ton Jack Stands
(Set of 2)
#5150115



Holding Capacity - 6,000 lbs.
Height - 11.5" - 17"
Base Dimensions - 7" x 7.5"

RJS-6T
6 Ton Jack Stands
(Set of 2)
#5150120



Holding Capacity - 12,000 lbs.
Height - 15.5" - 24.5"
Base Dimensions - 9" x 10.5"

RJS-1T
High Reach
Jack Stand
#5150183



Holding Capacity - 1,650 lbs.
Height - 54.5" - 80.5"
Base Dimensions - 12" Diameter

RJS-1TF
High Reach
Jack Stand
Foot Operated
#5150185



Holding Capacity - 1,650 lbs.
Height - 54.5" - 80.5"
Base Dimensions - 12" Diameter

MLS-18
Mobile
Jack Stand
#5175001



Holding Capacity - 18,000 lbs.
Height - 48.75" - 74.5"
Base Diameter - 32"

RJS-2TH
Tripod
Jack Stand
#5150125



Holding Capacity - 4,000 lbs.
Height - 55" - 87"
Base Dimensions - 24" x 24"

RFJ-6HD
3 Ton "Low Rider"
Floor Jack
#5150446



Capacity - 6,000 lbs.
Height - 3.625" - 21"
Chassis Length - 27"

RFJ-10TL
10 Ton Long Frame
Floor Jack
#5150434



Capacity - 20,000 lbs.
Height - 7" - 23"
Chassis Length - 61"

RBJ-30TL
30 Ton Telescoping
Air Bottle Jack
#5150443



Capacity 1st Stage - 60,000 lbs.
Capacity 2nd Stage - 30,000 lbs.
Height - 6.5" - 12" / Chassis Length - 22.5"

Jacks & Lifting

Lifting Features & Specifications

RTJ-1100
1/2 Ton Transmission Jack
#5150442



Capacity - 1,100 lbs.
Height - 45" - 72"
Base - 24" x 24"

RTJ-1
1 Ton Transmission Jack
#5150404



Capacity 1st Stage - 2,000 lbs.
Capacity 2nd Stage - 1,000 lbs.
Height - 37" - 73" / Base - 39" x 39"

RTJ-3000
1.5 Ton Transmission Jack
#5150406



Capacity 1st Stage - 3,000 lbs.
Capacity 2nd Stage - 2,000 lbs.
Height - 35.5" - 71.5" / Base - 34" x 34"



Variability in Specifications and Features: All product specifications and features listed in this catalog are for reference only. For a more accurate and comprehensive listing of product specifications and features, visit www.bendpak.com. The contents of this catalog are subject to change.

Motorcycle Lifts

Lifting Features & Specifications

SERIES FEATURES:

- Constructed out of 12-gauge steel
- Pneumatic lifting cylinder
- Durable powder coat finish
- Adjustable front wheel vise
- Drop-away rear wheel deck
- Easy ramp(s) removal
- Front and side extensions standard
- Built-in retractable swivel casters
- Full travel automatic safety locks
- Single hydraulic lifting cylinder
- Side decks can be easily removed
- Diamond-plate approach ramps
- Air powered hydraulic pump operation
- Multiple locking positions



RML-1500XL
Extended
Motorcycle
Lift
#5150605

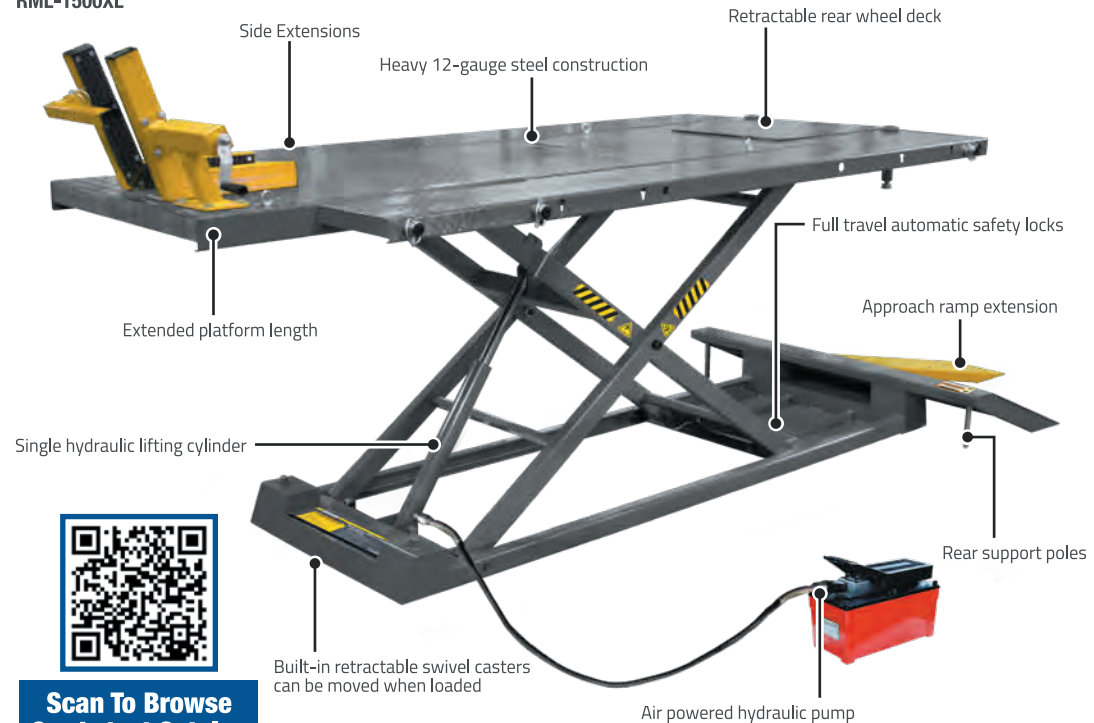
Lifting Capacity - 1,500 lbs.
Height - 7.75" - 45" / Table Width - 29.5" - 51"
Table Length - 79.5" - 99.75"

RML-1100
Motorcycle Jack
#5150071



Lifting Capacity - 1,100 lbs.
Height - 3.5" - 16"
Top Dimensions - 6" - 17.75"

RML-1500XL



**Scan To Browse
Our Latest Catalog**

INFORMATION:

Let Ranger Products lighten the load with our considerable line of high-quality rolling equipment. All Ranger Carts and Dollies are made from high-gauge steel and employ only the best casters for easy maneuvering. Our service carts, chassis-mount vehicle dollies, low-profile automobile carts and rolling adjustable work tables come fully equipped to make your day in the garage infinitely easier. Don't lift or carry—roll with Ranger!

Ranger's industrial shop presses offer you the versatility of professional-grade hydraulic force, whether you're at the shop or in your own garage. Among other operations, all Ranger Hydraulic Presses are ideal for the removal and installation of gears, bushings and bearings—so you can bend, straighten, flatten, crush, press, shape, push, pull, lift and spread like you were born doing it.

RCD-1TD
Wheel Dolly Auto Carts
#5150190



Capacity - 1,000 lbs. (Each)
Dimensions - 15.5" x 23.5"
3.5" Cast Iron Ball Bearing Casters

RCD-2V
4,400-lb. Capacity Vehicle Dolly
#5150409



Lifting Capacity - 4,400 lbs. (Each)
Overall Height - 10"
Caster Size - 4.5"

RCD-1500MP
1,500-lb. Capacity Vehicle Dolly
#5150079




Lifting Capacity - 1,500 lbs. (Each)
Overall Height - 10"
Caster Size - 4"

RCD-1500
GoCart™ Vehicle Dolly
#5150595



Load Rating Each - 1,500 lbs.
Tire Width Capacity - 12"

RCD-1500EX
GoCart™ Vehicle Dolly Extended
#5150191



Load Rating Each - 1,500 lbs.
Tire Width Capacity - 13"

RCD-2500
GoCart™ Mobile Wheel Jack
#5150625



Load Rating Each - 2,500 lbs.
Tire Width Capacity - 13"

GoCart™
Storage Rack
#5150600



Load Rating - 200 lbs.
Dimensions - 19" x 31" x 9"
Holds up to 4 GoCart™ Dollies



RWB-2D FEATURES:

- Electrostatic triple-baked protective powder coat
- Rolled edges for added strength and rigidity
- Full-extension ball bearing drawer slides
- Tumbler key-lock pivot drawer latching system

RWB-2S FEATURES:

- Glossy red finish
- Electrostatic oven-baked powder coat
- Rolled edges for added strength and rigidity
- 5/32" HD rolled edge steel table top
- 3/32" HD rolled edge steel shelves
- 12-gauge construction

RWB-1TD FEATURES:

- Lockable heavy-duty drawer
- 500-lb. working capacity
- Heavy-duty 4" casters
- Adjustable working height
- Removable polyethylene fluid drain
- 14-gauge table top
- 3/4" liquid containing rim

RWB-2D
2-Drawer Work Bench
#5145330



Height - 34.5"
Width - 59"
Depth - 25.25"

RWB-2S
2-Shelf Work Bench
#5145335



Height - 34.5"
Width - 79"
Depth - 25.25"

RWB-1TD
Work Bench w/Fluid Catcher
#5145336



Height - 40"
Width - 48"
Depth - 32"

RP-50FC
Heavy-Duty
Oil Filter
Crusher
with Stand
#5150401



See it on Youtube



ITEM COLOR MAY VARY
(Barrel not included)

Capacity - 25 Ton / Cycle Time - 8 - 15 sec.
Power Supply - 208-240V / 50/60Hz / 1 Ph
Dimensions - 90.5" x 32.5" x 31.5"

RP-20FC
Oil Filter
Crusher
with Stand
#5150067



Capacity - 10 Ton / Cycle Time - 15 - 20 sec.
Air Requirements - 125 - 175 psi
Dimensions - 29.5" x 17" x 17"

RP-30FCH
Electric / Hydraulic
Oil Filter Crusher
with Stand
#5150008



Capacity - 15 Ton / Cycle Time - 8 - 15 sec.
Power Supply - 208-240V / 50/60Hz / 1 Ph
Dimensions - 75" x 42.5" x 17"



Variability in Specifications and Features: All product specifications and features listed in this catalog are for reference only. For a more accurate and comprehensive listing of product specifications and features, visit www.bendpak.com. The contents of this catalog are subject to change.



SERIES FEATURES:

Oil Drains

- Lightweight for easy portability
- Safe and easy to use
- Non-corrosive telescoping tube
- Heavy-duty stainless steel clamp
- Built-in hand grips
- Durable steel construction
- Tough construction will resist dents, rust, and corrosion
- Rugged funnel with built-in contamination screen

Hose Reel

- Use for air or water
- Solid brass swivel fitting
- 4-direction, non-sag rollers
- Guided arm adjusts to 9 positions
- Wall, floor, or ceiling mount with a 7" x 8" reinforced mounting base
- Anti-lock out ratcheted mechanism prevents reel from locking up when hose is full extended

RD-9G
9-Gallon
Oil Drain
#5150997



Capacity - 9 gal.
Height - 32" - 64"
Funnel Diameter - 18"

RD-18G
18-Gallon
Oil Drain
with Pump
#5150995



Capacity - 18 gal.
Height - 56" - 72"
Evacuation Pump

RD-15
15-Gallon
Low-Profile
Oil Drain
#5150206



Capacity - 15 gal.
Height - 8.5"
Shipping Weight - 43 lbs.

RD-20SE
20-Gallon
Air-Evac
Oil Drain
#5150996



Capacity - 20 gal.
Height - 52" - 83"
Funnel Diameter - 16"

RP-20T
Bottle Jack
Shop Press
#5150496



Capacity - 40,000 lbs.
Cylinder Stroke - 8"
Width - 23" / Height - 59"

RH-50PL
Hose Reel
#5150211



Air Pressure - 300 psi
Hose Length - 50'
Fittings - 3/8"

RP-20HD
Hydraulic
Shop Press
#5150059



Capacity - 40,000 lbs.
Cylinder Stroke - 5.5"
Width - 37" / Height - 60.25"



RP-20HD FEATURES:

- Ideal for pressing bearings, U-joints, etc.
- Hydraulic cylinder moves laterally
- Includes two heavy-duty press plates
- Independent two-speed hydraulic pump for maximum performance
- Integrated 4" diameter 20-ton pressure gauge
- Adjustable table height
- Heavy steel construction

RS-500D / RS-750D FEATURES:

- Heavy-duty steel construction
- Removable tank screen
- Stainless oil skimmer
- Removable parts tree
- Powder coat finish
- Brass nozzles
- Full opening octagonal door

- Large drain pipe
- Heavy-duty rubber casters
- Friction-drive turntable system
- Gasket-free door
- Small parts basket
- Stainless steel handles
- FREE bucket of soap included

SOAP FEATURES:

- Non-foaming soap
- Low pH
- Mild alkali
- Water soluble
- Specially formulated
- Removes grease, oil, stains, carbon, protein and some paints



Spray Wash Cabinet

MODEL	RS-500D	RS-750D (TRUCK)
SKU	5155117	5155118
Load Capacity	500 lbs.	1,000 lbs.
Tank Capacity	50 gal.	53 gal.
Interior Dimensions	43" x 32"	54" x 32"

FREE 20-lb. Soap Bucket w/ all spray wash cabinets

**Aluma-Klean
Detergent**
20 lbs. #5155096
50 lbs. #5155100

Low pH
Water soluble
Non foaming soap



STAINLESS STEEL OPTIONS AVAILABLE

RS-500DS
Stainless Steel
Spray Wash Cabinet
#5155051

RS-750DS
Stainless Steel
Spray Wash Cabinet
#5155052

Friction-drive
turntable system

Dual water heaters
for quick setup

Built-in tank drain

Removable tank screen
and parts tree inside

Automatic timer and
safety door switch

Automatic low
water shutoff

Quick-release
door latch

Stainless oil
skimming system

Heavy-duty
rubber casters

Variability in Specifications and Features: All product specifications and features listed in this catalog are for reference only. For a more accurate and comprehensive listing of product specifications and features, visit www.bendpak.com. The contents of this catalog are subject to change.

RWS-1B FEATURES:

Bubble Balancer

- Rugged die-cast aluminum head cone
- Easy to use self-leveling stand
- Built-in weight-storage compartments
- Self-aligning, spring-loaded cone
- Hardened cast pivot seat
- Recessed circular level bubble

RWS-1B
Bubble Wheel
Balancer
#5156100



Hub Hole Diameter - 1.5" - 4.5"
Calibrated at - 90°- 180°- 270°- 360°
Width - 12" / Height - 23"

RWS-3TC FEATURES:

Manual Tire Changer

- Heavy steel construction for maximum durability
- Efficient operation at a fraction of the cost
- Performs both mounting and bead breaking operations

RWS-3TC
Manual Tire Changer
#5150400



ITEM COLOR MAY VARY

Tire Capacity - 8" - 7.5" x 16"
Wheel Plate Diameter - 7.5"
Base Dimensions - 15" x 18"

RST-1WS Features:

Rolling Work Seat

- Padded seat
- Swivel casters for easy maneuverability
- Relieves sore back muscles
- Work more efficiently
- Sturdy steel tubing construction
- Low profile design


RST-1WS
Rolling Work Seat
#5150514



ITEM COLOR MAY VARY

Steel Tubing - 1"
Swivel Casters - 2.5"
Relieves sore back muscles

Clip-On Steel Wheel Weights



0.25oz, 0.75oz, 1oz, 1.25oz, 1.5oz, 1.75oz,
2oz, 2.25oz, 2.5oz, 2.75oz, 3oz
Qty. - 25 ea.

Silver Adhesive Steel Wheel Weight 700 pc. Roll #5150220



0.25 oz. / 1/2" W - 11 lbs.
Silver Powder-Coated Finish
Quick-Peel™ Adhesive Backing

Black Adhesive Steel Wheel Weight 700 pc. Roll #5150225



0.25 oz. / 1/2" W - 11 lbs.
Black Powder-Coated Finish
Quick-Peel™ Adhesive Backing

Adhesive Steel Wheel Weight Combo Set #5150230



2 Rolls - 700 pcs each / 0.25 oz. / 1/2" W
Black and Silver Powder-Coated
Quick-Peel™ Adhesive Backing

Wheel Weight Dispenser Stand Kit #5150028



Accepts 2 Rolls 10.5" - 11.5" Wide
1,400 pcs / 0.25 oz. Quick-Peel™
Adhesive Steel Wheel Weights



RST-500ES FEATURES:

- Adjusts to fit all vehicles
- Rubber foot pads to hold load securely
- Straddles inner fender wells
- Precisely positions engine for easy gear box and transmission removal
- Perfect for 4 and 6 cylinder engines
- Folds upright to conserve space

RST-500ES
Engine Support
#5150103



Holding Capacity - 1,500 lbs.
Screw Travel - 13"
Adjustable Width - 40" - 63"

RES-1TF Features

- Heavy steel construction
- Long rubber-grip handle
- Head swivels 360° for easy positioning
- Heavy-duty swivel casters
- Slotted adjustable saddle permits quick and easy installation
- Neck is reinforced for extra strength

RES-1TF
Engine Stand
#5150470



Holding Capacity - 2,000 lbs.
Front Width - 31" / Rear Width - 27.5"
Height - 37.5" / Length - 41"

RSC-2TF FEATURES:

- Designed for shops with limited space
- Folds for easy storage
- Heavy-duty steel casters
- Neck is reinforced for extra strength
- Wide base for maximum stability
- Telescoping boom provides 4 positions
- Heavy steel construction

RSC-2TF
Folding Shop Crane
#5150105



Boom Length - 40" - 63"
Boom Capacity - 1,100 - 4,400 lbs.
Boom Height - 80" - 93"

RIC-4716 Inflation Cage #5150315



Max Tire Width - 16"
Max Tire Diameter - 47"
Solid-steel welded-steel base

TSR-2S Mobile Tire Storage Rack #5216274

Welded Steel
Alloy Tubing



Overall Length - 77"
Overall Width - 27.5"
Max. Load Capacity - 1,250 lbs.

NEW!

Sign Holder

Adjustable
Storage Tier

Easy-roll
Casters

Accommodates
Various Tire Sizes

3 Signs Included



Variability in Specifications and Features: All product specifications and features listed in this catalog are for reference only. For a more accurate and comprehensive listing of product specifications and features, visit www.bendpak.com. The contents of this catalog are subject to change.



ELEVATE COMFORT, ENHANCE PRODUCTIVITY

ERGO-RS
Ergonomic Height-Adjustable Creeper Seat
#5215988



Capacity - 350 lbs.
Seat Height - 5 in. - 21 in.
Overall Width - 28 in.

ERGO-JET
Ergonomic Height-Adjustable Creeper Seat
#5160112



Capacity - 350 lbs.
Seat Height - 18.75 in. - 26.75 in.
Overall Width - 33.5 in.

ERGO-SC00T
Ergonomic Height-Adjustable Creeper Seat
#5160118



*Shown with adjustable risers installed

Capacity - 350 lbs.
Seat Height - 9.5 in. - 31.5 in.
Overall Width - 23.5 in.

ERGO-GLIDE
Ergonomic Height-Adjustable Creeper Seat
#5160120



Capacity - 600 lbs.
Seat Height - 6.25 in. - 31.5 in.
Seat Angle Min. / Max. - ~0° to 30°



CL-240

Gray - #5150019
Camo - #5150033

UP TO 12
12oz CANS

3-IN-1

- PORTABLE AIR COOLER
- 14-QUART ICE-CHEST
- BLUETOOTH SPEAKERS

INCLUDES:

- Cooler
- Battery Pack
- Battery Charger
- Air Flow Nozzles
- 110V & 12V Power Cords
- User Manual
- Shoulder Strap

SPECS:

- Capacity: 14-Quarts
- Rechargeable 10,000mAh lithium-ion battery
- Battery charge lasts up to 4 hrs on low, 3.5 hrs. on high
- Interior Dimensions: 9 (H) x 12 (W) x 7 (D) in.
- Exterior Dimensions: 18.5 (H) x 13 (W) x 12 (D) in.
- Dry weight with battery pack: 15.5 lbs.



CL-50R

#5150078

SPECS:

- Dual rechargeable 10,000mAh lithium-ion batteries
- Battery charge lasts up to 6 hrs. on low, 4 hrs. on high
- Int. Dimensions: 21.25 (L) x 12.5 (W) x 12 (H) in.
- Ext. Dimensions: 23 (L) x 14.25 (W) x 16.25 (H) in.
- Dry weight with battery packs: 32 lbs.

50QT
CAPACITY



MUSIC
ON THE GO!



4-IN-1

- PORTABLE AIR COOLER
- 50-QUART ICE-CHEST
- BLUETOOTH™ SPEAKERS
- PORTABLE POWER BANK



Recirculated Cooling



Powerful Dual-Fans



Eco-Friendly Solar Panels



USB Output



Power Supply



COOLBREEZE SERIES

CB-12SL
Portable Evaporative Air Cooler
#5150018

OPTIONAL
208-230V
Model
CB-12SLH
#5150017



Fan Diameter - 12"
Water Capacity - 15 Gal
Max. Airflow - 3,960 CFM

CB-14SL
Portable Evaporative Air Cooler
#5150030

OPTIONAL
208-230V
Model
CB-14SLH
#5150031



Fan Diameter - 14"
Water Capacity - 15.6 Gal
Max. Airflow - 4,340 CFM

CB-26SL
Portable Evaporative Air Cooler
#5150026

OPTIONAL
208-230V
Model
CB-26SLH
#5150037



Fan Diameter - 26"
Water Capacity - 50 Gal
Max. Airflow - 7,540 CFM

Honeycool™ Evaporative Media
Replacement Pad Set



Number of Media Panels vary per model.

Cool Boss
Protective Cover
Comes Standard



Protective Cover

#5326303.....Small / CB-16
#5326304.....Medium / CB-28
#5326305.....Large / CB-36

CB-19L
Portable Evaporative Air Cooler
#5150082



Fan Diameter - 19"
Water Capacity - 15 Gal
Max. Airflow - 5,300 CFM

CoolBreeze	CB-12 (3 Pc.)	CB-14 (3 Pc.)	CB-26 (3 Pc.)
------------	---------------	---------------	---------------

SKU	5328812	5328611	5326361
-----	---------	---------	---------

Dimensions	22" x 8" x 4"	25" x 9" x 4"	39" x 14" x 6"
------------	---------------	---------------	----------------

CoolBlast	CB-16 (3 Pc.)	CB-28 (3 Pc.)	CB-28HV (4 Pc.)	CB-36 (5 Pc.)
-----------	---------------	---------------	-----------------	---------------

SKU	5326296	5326297	5326428	5326298
-----	---------	---------	---------	---------

Dimensions	30" x 13" x 6"	39" x 12" x 6"	39" x 7" x 4"	46" x 12" x 5"
------------	----------------	----------------	---------------	----------------

COOLBREEZE SERIES FEATURES:

- Oscillating swing-louvers
- Blue Flex™ axial flow fan
- User-friendly controls
- Three-speed fan
- Water inlet flow control
- Standard power supply - 110V / 60 Hz / 1 Ph
- Honeycool™ evaporative media
- Durable swivel casters
- Constant water inlet
- Protective cover comes standard
- Space-saving design
- Extra-long power cord
- GFCI plug
- UL® Certified

SWING-LOUVERS



Variability in Specifications and Features: All product specifications and features listed in this catalog are for reference only. For a more accurate and comprehensive listing of product specifications and features, visit www.bendpak.com. The contents of this catalog are subject to change.

COOLBLAST SERIES

CB-16L Portable
Evaporative Air Cooler
#5150151

OPTIONAL
208-230V
Model
CB-16H
#5150176



OPTIONAL ACCESSORY
CB-16 Duct Kit
5150236

Fan Diameter - 16"
Water Capacity - 60 Gal
Max. Airflow - 4,960 CFM

CB-28L Portable
Evaporative Air Cooler
#5150152

OPTIONAL
208-230V
Model
CB-28H
#5150177



Fan Diameter - 28"
Water Capacity - 80 Gal
Max. Airflow - 8,120 CFM

CB-36L Portable
Evaporative Air Cooler
#5150153

OPTIONAL
208-230V
Model
CB-36H
#5150178



Fan Diameter - 36"
Water Capacity - 115 Gal
Max. Airflow - 10,440 CFM


CoolBoss CB-28HV
80-Gallon High-Velocity Fan
#5150179

HIGH VELOCITY
12,180
CFM

NEW!



Fan Diameter - 28"
Tank - 80-Gallon
Cooling Capacity - 12,180 sq. ft.



COOLBLAST SERIES FEATURES:

- Remote control with a convenient holder
- Automatic water source shutoff
- Water inlet flow control
- Durable ABS plastic shell construction
- Variable-speed fan
- Standard power supply - 110V / 60 Hz / 1 Ph
- Honeycool™ evaporative media
- Bluetooth® audio player
- Built-in speakers
- LED floodlight
- Space-saving design
- Soft-touch LED controls
- Antibacterial housing
- Durable swivel casters
- 360° handle
- Protective cover comes standard
- Built-in timer
- Extra-long power cord
- GFCI plug
- UL® Certified

Variability in Specifications and Features: All product specifications and features listed in this catalog are for reference only. For a more accurate and comprehensive listing of product specifications and features, visit www.bendpak.com. The contents of this catalog are subject to change.

SHIP, DELIVER & INSTALL. WE DO IT ALL.

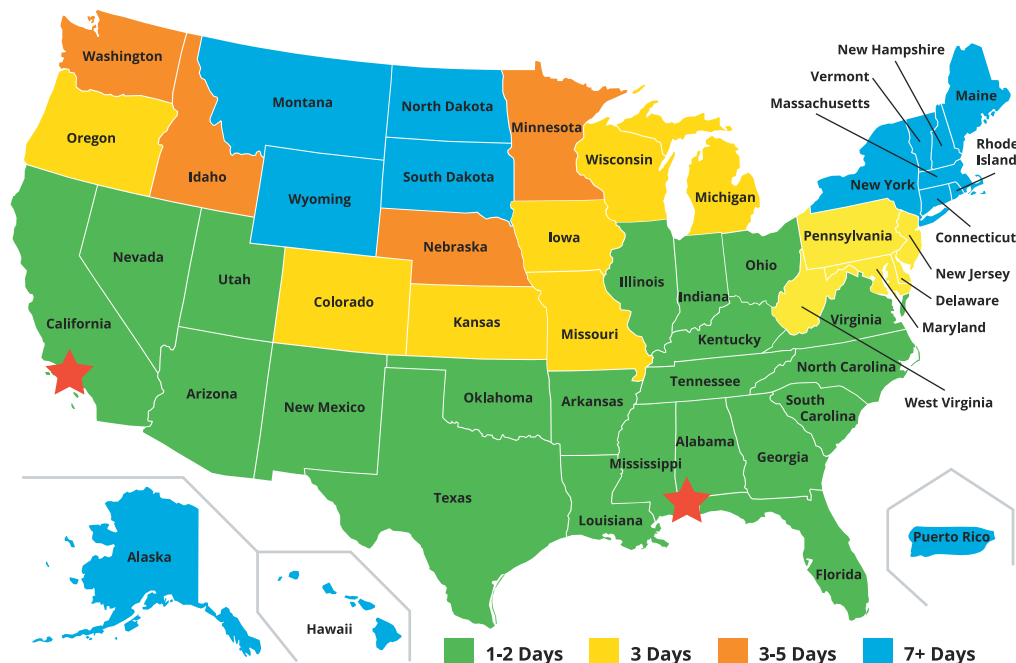
Shop Planning • Above Ground Lift Installation • Painless Equipment Delivery

SERVICE IS OUR SPECIALTY

BendPak has a network of installation and service teams throughout the United States authorized to provide installation and support on all of the products we sell. With over 700 service centers, you can rest assured that the products you purchase from BendPak are backed by a nationwide team of qualified service personnel. At BendPak, we've made a commitment to offer unparalleled service and support. More than just a seller, we want to be your automotive equipment partner for life.

FREE SHIPPING*

At BendPak, we are dedicated to delivering your purchase as quickly and affordably as possible. All products marked FREE SHIPPING include FREE destination delivery to all direct shipping points within the 48 contiguous United States. For heavy equipment purchases, we offer a range of delivery and pick-up options so you can choose the shipping method that best meets your needs.



EASY TO ORDER – DELIVERED RIGHT TO YOUR DOOR

Ordering lifts or shop equipment from BendPak is fast and easy. Whether for the shop or home, we'll make sure your order is delivered to you as fast and conveniently as possible. And we'll arrange the installation and set-up as well if you wish. Placing an order takes just minutes. Either call and speak to one of our courteous specialists or place your order online and click your way through. If you ever need assistance or advice, our friendly consultants are only a phone call away. We look forward to serving you.

IF YOU FIND A LOWER PRICE, WE'LL MATCH IT OR BEAT IT - GUARANTEED.

If you find a lower price anywhere on an identical BendPak™ or Ranger™ brand product sold in the United States, show us the lower advertised price at the time of purchase and we will match it on the spot. Or show us the lower price within 14 days of your purchase and we will pay you the difference. We will not match other retailer's mail-in rebates nor will we deduct the value of any gift with purchase.



BendPak reserves the right to verify all information. Our low-price guarantee covers identical BendPak and Ranger branded items with the same model number, features and U.S. warranty. The item must be in stock and available for purchase at the price as advertised. We reserve the right to call and verify that the item is in stock and available for purchase at the price as advertised. Low price guarantee applies only to items shown in this flyer. Taxes, ad errors, closeouts, clearance, liquidation, free product offers, special orders, offers advertised at a specific location and refurbished items are also excluded from this guarantee.

Manufacturing Superiority

Medium and Heavy-Duty Products

BendPak recognizes the manufacturing process as our moment of maximum influence. When we ship a piece of equipment, we need to know that the product leaving our manufacturing complex is the best it could be. That's why we demand nothing short of the very finest in facilities and machinery. Our primary factory houses development and manufacturing for medium and heavy-duty lifting products and wheel service models. At just over 300,000 square ft., it's designed for maximum efficiency and safety. Plus, we consistently employ the best steel fabrication techniques in the world.

Main Production Facility



Light and Medium-Duty Products

BendPak's second mega-sized manufacturing facility is used primarily for the fabrication of light and medium-duty lift products, select parking systems and vehicle repair tools and equipment. The multiplex factory houses state-of-the-art equipment including, numerically-controlled turning and milling equipment and automated welding systems. Full-capability services like comprehensive metallurgy testing, heat treatment, automated powder coating and other specialty operations take place here as well. The facility also houses assembly and packaging operation centers and product development testing labs for BendPak's growing customer base around the globe.



BendPak.

Manufacturing Superiority

New Alabama Facility Speeds up Shipping



BendPak recently announced the opening of a new 100,000 square-foot distribution center near Mobile, Alabama, to better serve customers in the eastern United States. The administrative and shipping complex, which is expected to be fully operational within 60 days, is located in Theodore, just a short drive from the expanding Port of Mobile. The new facility has easy access to three major interstates and five Class I railroads, helping BendPak to deliver products same-day or next-day to more customers in the eastern half of the country.

New Dynamic And Energizing Work Environment



BendPak expanded again with the purchase of a 22,256-square-foot administrative building which serves as our brand-new global headquarters. This dynamic and energizing work environment offers BendPak employees stunning views and a serene atmosphere which will ultimately inspire creativity and foster productivity. Our new headquarters features many zen-like elements including a waterfall, babbling brook, and a peaceful koi pond to name a few. Whenever we need a change of pace to stimulate new ideas, we can also take advantage of the many outdoor relaxation and meeting spaces.

Safe Practices are Best Practices

Our multi-department manufacturing complexes have allowed us to expand both machinery and employees to triple our daily production capacity. All BendPak employees are Q.C. trained and follow rigid ISO-9001 guidelines. Every day, more than 700 employees around the world dedicate themselves to putting our core values into action. Safety is first—it's our company's top priority, followed closely by environmental responsibility, cost-efficiency, quality, customer service and accountability for all departments. These principles guide our highly skilled workforce toward BendPak's unified vision.

Including new acquisitions like our latest facility in Mobile, Alabama, BendPak's facilities encompass over 700,000 sq. ft. worldwide. Each location follows strict guidelines as outlined by ISO-9001, further supporting our position as a premier global manufacturer. At BendPak, we ensure that our offshore manufacturing is no different in approach or standards from our domestic production. These facilities are audited year-round and undergo systematic evaluation of documented quality programs such as TUV, ANSI/ALI ALCTV, CSA, UL and AS/NZS 1418.9. The programs are also audited quarterly to ensure continued compliance with all applicable standards.



BendPak.

Sourcewell

Awarded Contract

Contact #121223-BND



30440 Agoura Road, Agoura Hills, CA 91301 USA

Tel: 1-800-253-2363 | www.bendpak.com

© 2024 BendPak Inc. All rights reserved. PN 5900401

